

VILLAGE of PALATINE

SCHOOL BUS SAFETY REMINDER



Fall is here, and school is in session! Oftentimes, children's behavior can be unpredictable, and motorists need to remain cautious when driving near schools.

Drivers should also slow down and watch for children when near school buses. Illinois law requires all drivers stop for school buses that have the stop sign extended and red lights flashing when they are loading or unloading children (except when approaching the school bus from the opposite direction on a 4-lane road with two lanes for travel in opposing directions).

Drivers must remain stopped until the stop sign is retracted, and the warning lights are off. Additionally, drivers must come to a complete stop when crossing guards have a stop sign displayed. Keep in mind that pedestrians have the right of way. Following these laws will help to ensure a safe return to school for children, as well as prevent injuries to other pedestrians.



IN *this* ISSUE

Blood Drive	2
Parking Ordinance	3
Upcoming Events.....	4
Curbside Leaf Collection	5
Halloween Tips	6
Branch Collection.....	6
Beware of Scams	7
Where Rain Drains	7
Dryer Fire Safety	8
Flood Insurance	9
Residential Rentals	9
Adopt-A-Hydrant.....	10
Holiday Waste Collection	10
Snow Plowing Answers.....	11
Hometown Pride Winners	12

FIRE DEPARTMENT OPEN HOUSE

Have you ever wondered what a fire engine looks like up close, how to use a fire hose, or what a fire station looks like? Now is your chance! Mark your calendar for the Palatine Fire Department Open House Saturday, October 5, 2019 from 10:00 a.m. until 2:00 p.m. at Palatine Fire Station 84, located at 220 W. Illinois Avenue.

Families are invited to take a tour of the fire station and get up close with the equipment used to keep the citizens of Palatine safe. Children can take part in many fun and exciting activities such as spraying a firehose, trying on firefighting gear, or exploring the inside of a fire engine. This is a great

opportunity to meet your local firefighters, witness live educational demonstrations, and learn more about the services the Fire Department offers the community.

Participants at this family-friendly event will include the Palatine Police Department, Harper College, NICOR, ComEd, Northwest Central Dispatch, Palatine Historical Society, Palatine Public Library and the Palatine Emergency Management Agency, among others who provide critical services to the Palatine community.

The annual Fire Department Open House is an event the entire community can enjoy while learning valuable fire safety tips. The Palatine Fire Department looks forward to seeing you there!



VILLAGE OF PALATINE

200 E. Wood St.
Palatine, IL 60067
www.palatine.il.us
village@palatine.il.us

VILLAGE HALL HOURS
8 a.m. to 5 p.m.
Monday through Friday



VILLAGE PHONE NUMBERS

Emergency.....911
Village Hall..... 358-7500
TDD (Emergency)911
Village Action Line..... 705-5200
Community Services..... 359-9042
Fire (Non-Emergency) 202-6340
Police (Non-Emergency) 359-9000
Public Works 705-5200

Mayor

Jim Schwantz 359-9007
jschwantz@palatine.il.us

Village Clerk

Margaret R. Duer..... 359-9051
mduer@palatine.il.us

District 1

Tim Millar..... 894-0001
tmillar@palatine.il.us

District 2

Scott Lamerand 894-0002
slamerand@palatine.il.us

District 3

Doug Myslinski 894-0003
dmyslinski@palatine.il.us

District 4

Greg Solberg 894-0004
gsolberg@palatine.il.us

District 5

Kollin Kozlowski 894-0005
kkozlowski@palatine.il.us

District 6

Brad Helms..... 894-0006
bhelms@palatine.il.us

Village Manager

Reid Ottesen..... 359-9050
rottesen@palatine.il.us

All phone numbers are (847) area code

BLOOD DRIVE THURSDAY, OCTOBER 17, 2019

The Palatine Board of Health is hosting a Blood Drive Thursday, October 17, 2019 from noon until 6:00 p.m. at Palatine Village Hall, 200 E. Wood Street in Community Meeting Room B. The Blood Drive will be conducted by Vitalant (formerly known as Life Source), Chicagoland's Blood Center.

Did You Know?

- Approximately 38% of the national population is eligible to donate blood.
- Less than 10% of the national population donates blood.
- Each year, 4.5 million Americans will die without life-saving blood transfusions.
- Every two seconds someone needs blood.

The actual donation for whole blood takes about 10-15 minutes. The entire whole blood donation process, from registration to post-donation refreshments, takes about one hour.

Donors can save time by registering in advance before arrival and completing the health history questionnaire at vitalant.org and clicking on 'Donate'.

Every single blood donation supports the lives of area community members. For more information on the donation process or to schedule an appointment for the Blood Drive, contact Vitalant at **877-543-3768** or visit vitalant.org. Donor walk-ins are always welcome.



PALATINE POLICE OFFER FREE GUN LOCKS

Did you know?

Residents can pick up a free gun lock at the Palatine Police Department Headquarters, 595 N. Hicks Road, next to Mariano's. Stop by the front desk any time of day to request your gun lock.

Own it? Respect it. Secure it.



BECOME A PEMA VOLUNTEER

The mission of the Palatine Emergency Management Agency (PEMA) is to provide the highest level of emergency services to residents and visitors of Palatine by identifying hazards and vulnerabilities. Once identified, PEMA works to mitigate the effects of — and prepare for — response and recovery from emergencies and disasters whether they are natural or manmade. PEMA prides itself on providing ongoing training in emergency preparedness to its staff and to residents, understanding that an educated and trained public is paramount to lessen the effects a disaster may have on the community.

PEMA has a highly trained volunteer staff that acts as second responders to Palatine police, fire and public works personnel. Volunteer members are assigned to a variety of teams including:

- Auxiliary Communications Team
- Emergency Response Team
- Fire Rehabilitation Team
- Medical Reserve Corps
- Search and Rescue Team

PEMA is currently accepting applications to become a volunteer. For additional information please visit the website at PEMA.Palatine.il.us or email PEMA@Palatine.il.us.



PARKING OVER THE SIDEWALK VIOLATES VILLAGE ORDINANCE

During a busy day, residents can sometimes forget little things that matter - such as obstructing Village sidewalks with their vehicles. Please be considerate of neighbors, children, dog walkers, persons in wheelchairs and any other traveler who wishes to use Palatine's public sidewalks.

Parking a vehicle over a sidewalk can be hazard to those who use it daily, including children who are walking to and from school. This also forces pedestrians and those with small children to walk or push strollers out into the street to maneuver around a parked vehicle. This can be dangerous, not only due to oncoming traffic, but also due to potential tripping hazards. While many families have numerous vehicles or guests over, and there may not be enough parking spaces, it is still important to keep sidewalks clear to comply with Village Ordinance (#18-81-12).

This Palatine ordinance states parking is prohibited over any sidewalk, except for vehicles parked on private driveways who are permitted to overhang a sidewalk at night between the hours of 10:00 p.m. and 7:00 a.m., and on days when the snow removal ordinance is in effect. Palatine Police have been focusing on the enforcement of this ordinance and encourage citizens to report any violations by calling 9-1-1.

Please obey this ordinance to respect the rights of pedestrians and their safety. Not only will this help residents to avoid the possibility of getting a parking ticket; it also prevents the potential of a civil lawsuit brought by a pedestrian who may be injured while walking into the street around an illegally parked car.

CERT TRAINING

Take an active role in emergency preparedness for your home, neighborhood, community and workplace. Learn to solve problems, improve communities, connect with others, and save lives.

Disaster preparedness training is critical to ensuring that communities are ready to respond to natural disasters such as tornados, floods, or manmade threats such as terrorism and public health threats. The Community Emergency Response Team (CERT) training topics include setting up treatment areas, HAZMAT and fire safety, light search and rescue, disaster psychology, medical techniques, and more. Beyond assisting in critical emergencies, CERT members are encouraged to take an active role in ongoing emergency preparedness projects within their communities. Attendees conclude by participating in a mock disaster. Upon successful completion, attendees receive a FEMA Certificate of Graduation.

What is CERT Training?

CERT is a realistic approach to emergency and disaster situations where citizens may initially be on their own and actions can make a difference. While people will respond to others in need without the training, one goal of the CERT program is to help them do so effectively and efficiently without placing themselves in unnecessary danger. During CERT training, students receive classroom and hands-on education and training in Disaster Preparedness; Fire Safety; Search and Rescue; and Disaster Medical Operations (triage, treating life threatening injuries, and basic first aid).

The next CERT class starts Monday, September 9 and will be held Mondays and Wednesdays through September 30, 2019 from 6:00 p.m. until 9:00 p.m. Register at harpercollege.edu/ce.



UPCOMING SPECIAL EVENTS

Palatine Farmers' Market: Enjoy it Year-Round!

*Palatine Metra Station and
Parking Lot, 137 W. Wood Street*



The Sister Cities Association of Palatine presents the year-round Palatine Farmers' Market, with more than 30 vendors who showcase fresh fruits and vegetables, freshly made donuts and other baked goods, cheeses and meats, natural treats for our canine friends, and so much more. Browse the vendors and enjoy live entertainment and raffles! Visit palatine.il.us/663/Farmers-Market.

Summer Market: Saturdays from 7:00 a.m.-1:00 p.m. through October 26, 2019 in the Metra Station parking lot.

Winter Market: First and third Saturdays from 8:00 a.m. - 12:00 p.m. starting November 2, 2019 through April 18, 2020 inside the Metra Station.

Explore Palatine

*Saturday, September 14,
2019, varying times
Various Palatine Businesses*



Palatine residents are invited and encouraged to shop, explore and dine locally on this Saturday which is dedicated to promoting all businesses in the Village! The 2nd annual Explore Palatine event is part of the greater 'think local initiative' spearheaded by the Palatine Area Chamber of Commerce. The goal is to remind residents about the importance of keeping valuable sales tax dollars in the community – on this day, and whenever possible. Visit the event website explorepalatine.org to view participating businesses, along with sales, specials and entertainment featured by Explore Palatine participants. Look for a yellow or gold balloon outside of participating locations! To learn more about the Palatine Area Chamber of Commerce, visit palatinechamber.com.

Rotary Club of Palatine Oktoberfest

*Friday, September 20 through
Sunday, September 22, 2019 at the
Corner of Smith and Slade Streets*



Oktoberfest is managed by the Palatine Rotary Club and is an authentic German celebration held at the corner of Smith and Slade Streets in downtown Palatine. Admission is free and attendees can enjoy German music, food, and family-friendly activities. To view a complete schedule of events and fest times, visit palatinerotary.com/Oktoberfest.

Business Expo & Community Showcase

*Saturday, November 9, 2019
10:00 a.m. – 3:00 p.m.
Falcon Park Recreation Center,
2195 Hicks Road, Palatine*



The Palatine Area Chamber of Commerce will host its 4th annual Business Expo & Community Showcase. During this free, family-friendly community event, attendees will enjoy entertainment, a scavenger hunt, raffles and giveaways with more than 50 local businesses and organizations who will showcase their products and services. Interactive demonstrations for the whole family will also take place throughout the day. A Veterans Day salute will be held at 10:30 a.m. For more information, visit palatinechamber.com or call **847-359-7200**.

Holidays on the Town

*Friday, November 22, 2019
5:00 p.m. – 9:00 p.m.
Downtown Palatine Shops and Storefronts*



The Downtown Palatine Business Association (DPBA) kicks off the holiday season with the Holidays on the Town event in downtown Palatine. Catch a ride on the DPBA Holiday Trolley. Enjoy hors d'oeuvres and wine tastings (at select locations) along with exciting raffles as you experience all the services and products the downtown merchants have to offer. Take advantage of giveaways and other seasonal offers. A Passport is required to participate in the event, and to ride on the Holiday Trolley. For more information, visit downtownpalatine.org.

Tree Lighting

*Saturday, November 23, 2019 at 5:00 p.m.
Towne Square, Slade and Greeley Streets*



The holidays season arrives with a visit from Santa himself in Towne Square for the annual Holiday Tree Lighting! Holiday music, along with cookies and hot chocolate will warm the hearts of those who attend, as Palatine Mayor Jim Schwantz and Santa light up the holiday tree! Children can also take a picture with Santa in the Towne Square gazebo.

Do you want to help Mayor Schwantz and Santa light the holiday tree? Palatine children are invited to submit a one-page letter about why the holiday season is such a special time of year, by Friday, November 15, 2019 for a chance to be selected.

Please send letters to: **Tree Lighting, Village of Palatine
200 E. Wood Street
Palatine, Illinois 60067**

CURBSIDE LEAF COLLECTION BEGINS OCTOBER 21, 2019

There will be two regular leaf collections scheduled between Monday, October 21, 2019, and Friday, November 15, 2019 for every Palatine single-family residence. All raked leaves must be put into the street and ready for pick up no later than 7:00 a.m. on scheduled days, but no earlier than 4:00 p.m. on the day prior to collection.

There will be only one pass down each street during scheduled collection days; the large volume of leaves makes it impossible for trucks to return a second time. Leaf collection is a two-step process. Crews collect leaves with a machine, then the sweeper does a final cleanup of leaf debris. Street cleanup is longer than leaf pickup due to the slower pace of the sweeper machine.

Please refer to the map and schedule to the right to determine your zone and two-day schedule. Public Works has scheduled the week of Monday, November 18, 2019, as the final leaf pickup opportunity for all Village single-family residences. All zones must have the final collection of leaves out on the street by 7:00 a.m. on that day. Crews will start the final pickup on Monday and continue throughout the week until all the leaves have been collected. Again, only one pass will be made down each street.

Important Reminders

- Avoid parking over a pile of leaves because a warm car can ignite leaves underneath it and create a fire hazard.
- Do not park on the street during pickup days because vehicles block the curb for leaf collection equipment.
- Do not rake leaves around the edges of cul-de-sac islands because the equipment cannot make small enough turns around the islands. Rake them to the residential curbside.
- Please clean leaves from neighborhood storm sewer inlets to help prevent flooding during rain. Rake leaves into the street about 12 inches from the curb to allow for drainage.
- Rake leaves into the street on the pavement. **Leaves raked just over the curb or on the parkway cannot be picked up.** Streets without curbs should have leaves piled as close to the shoulder of the road as possible, without hindering vehicular traffic.
- Do not include non-leaf material (grass clippings, branches, dirt, etc.) because they can damage equipment and cause safety issues. Piles with any debris besides leaves will be left at the curb.

Timing is Everything

Do not rake leaves into the street too early. Piles left accumulating for several days before the scheduled pickup can be carried away by wind or rain, and block storm sewer inlets which could cause flooding in yards or basements. Please be patient if crews run behind schedule. Weather, equipment problems, and the amount of leaves to pick up may slow down the collection process; crews will be there to pick up the leaves.

Can You Schedule Later Pickups?

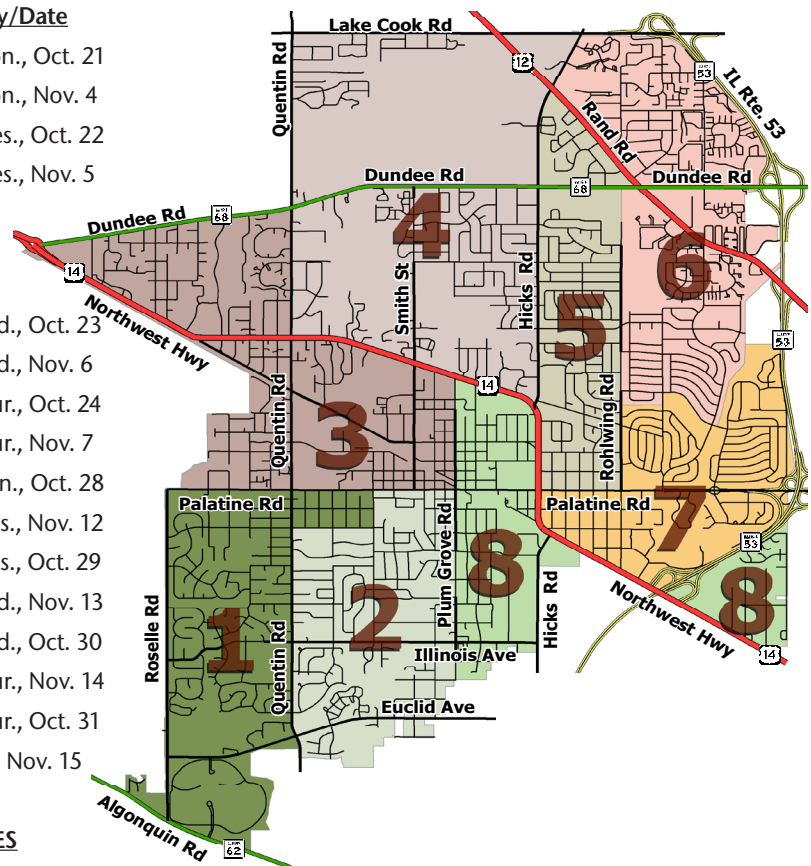
The timing of the Village leaf collection schedule is driven by when the equipment needs to be prepared for snow removal efforts. All trucks that collect leaves are part of the front-line snow removal

Zone Day/Date

1	Mon., Oct. 21
	Mon., Nov. 4
2	Tues., Oct. 22
	Tues., Nov. 5
3	Wed., Oct. 23
	Wed., Nov. 6
4	Thur., Oct. 24
	Thur., Nov. 7
5	Mon., Oct. 28
	Tues., Nov. 12
6	Tues., Oct. 29
	Wed., Nov. 13
7	Wed., Oct. 30
	Thur., Nov. 14
8	Thur., Oct. 31
	Fri., Nov. 15

ALL ZONES

Mon., Nov. 18



equipment fleet. It is a lengthy process to prepare the trucks, which includes installing the nose plow equipment, inspecting and modifying the underbelly plows under the trucks (which stay on year-round), applying liquid calcium to the road salt, and installing and calibrating the liquid calcium tanks and salt spreaders. The entire conversion takes as long as two weeks as there are more than 20 pieces of equipment to transition. Therefore, leaf pickups cannot be made any later than the current schedule. Crews begin converting the equipment during the week of Thanksgiving, after the final collection week of November 18. The Village will monitor the weather and announce if weather allows for an additional all zone sweep

In Case of Snow

An early snowfall seriously hampers leaf collection efforts. Leaves raked to the curb will most likely be plowed back onto the parkway. Public Works will make every attempt to collect leaves raked back into the street.

Bag Leaves for Pickup Option

Residents have the option to collect fallen leaves in paper yard waste bags and place them on the curbside for weekly household refuse pickup. This flexible option works well for those who do not want to commit to the scheduled leaf collection program. Final scheduled pickup for curbside bagged yard waste and bundled brush will occur the week of December 9, 2019.



For more information, call the Public Works Department at 847-705-5200, Monday through Friday from 8:00 a.m. to 4:00 p.m., or visit palatine.il.us and search 'leaf collection'.

HALLOWEEN SAFETY TIPS

PALATINE TRICK-OR-TREAT HOURS: Thursday, October 31 2019, from 3:00 p.m. to 7:00 p.m.

Halloween is a time for fun, as ghosts, goblins, witches and more hunt for candy on this holiday night. Palatine's Trick-or-Treating hours are from 3:00 p.m. to 7:00 p.m. on Halloween. The Palatine Police Department is encouraging parents and youngsters to keep some important safety tips in mind, and use common sense to make this holiday and safe and happy one for all.:

Walk Safely

-  Make sure children are accompanied by an adult or responsible teenager when they go door-to-door.
-  Instruct children never to eat anything until they are home and only after treats have been examined by an adult.
-  Do not allow children to eat homemade goodies or food.
-  Check the treat wrappers for signs of tampering.
-  Call the police at 9-1-1 if there are any suspicious treats.
-  Make sure children's costumes fit, they are short enough to prevent tripping, and that their view is not obstructed. Remember, face paint is better than a mask for visibility.
-  Tell children to trick or treat in their own neighborhood, and to stay on well-lit streets.
-  Teach children not to go inside any home, garage, or back yard.
-  If children are going to be out after dark, make sure they carry a flashlight. Any amount of reflective clothing or tape is a good idea.
-  Know which friends children will be with and which route they will be taking
-  Leave porch lights on so children will know it is ok to visit your home
-  Teach children to use the sidewalks and watch out for traffic
-  Keep costumed children away from pets. The pet may not recognize the child and could become frightened.



Rotary



Hosted by the Palatine Rotary Club, Oktoberfest is an authentic German celebration held in downtown Palatine at the corner of Smith and Slade streets under the big tent just south of the train station! Admission is free and this popular event includes German food and music, and activities for the entire family. Raffles are also held to raise funds that are in turn donated to local charities and other community projects.

Schedule of Events

Friday, September 20 – 5:00 p.m. until midnight

Opening Ceremonies at 5:00 p.m.

Phenix performing at 6:00 p.m.

FEBRUARY CURBSIDE BRUSH COLLECTION

A curbside brush collection for single-family residences will occur **ONLY ONCE** during the winter season in February of 2020. All loose brush must be set out at the curb no later than 7:00 a.m. on Monday, February 3, 2020.

Guidelines

- Brush must be 8 inches or less in diameter to accommodate the chipper.
- Firewood, tree stumps, and root balls are not accepted because of the potential damage to the chipper.
- Clean Christmas trees (without lights or decorations) will be accepted.
- Cut ends of limbs must face the street, with branches as long as possible.

Crews will pass down each street just once. Piles set out after February 3 will be left at the curb. If amounts of brush are excessive, the collection may take the entire week to finish. The collection may also be delayed due to snow. The Village will monitor the weather conditions and announce if the collection week will be rescheduled on our website at palatine.il.us, in the weekly E-news communication that is emailed out on Fridays (sign up to receive this notification at palatine.il.us and select 'Notify Me') as well as on the Village's Facebook page at [facebook.com/VillageofPalatine/](https://www.facebook.com/VillageofPalatine/).



Saturday, September 21 – noon until midnight

Oktoberfest Casual Bike Ride hosted by the Bike Palatine Club
Free Registration: 11:00 a.m. – 11:30 a.m. Bike Ride: 11:30 a.m. – 12:30 p.m. (corner of Smith and Slade streets)

Family Day activities from noon until 3:30 p.m.

Die Musikmeisters performing at 3:30 p.m.

Phenix performing at 7:30 p.m.

Sunday, September 22 – noon until 6:00 p.m.

Die Musikmeisters performing at noon

Johnny Wagner performing at 3:00 p.m.

View the complete schedule of events, and learn more about the Palatine Rotary Club at palatinerotary.com/Oktoberfest or email oktoberfest@palatinerotary.com.

BEWARE OF SCAMS



Scammers are constantly finding new ways to steal your money. Protect yourself and your family by knowing what to look out for.

Grandparent scam

If you get a call from someone who sounds like a grandchild or relative asking you to wire or transfer money or send gift cards to help them out of trouble, it is likely a scam.

Imposter scams

Imposter scammers try to convince people to send money or gift card numbers by pretending to be someone that is known or trusted, such as a police officer or sheriff, local, state, or federal government employee, or charitable organization. Remember, caller ID can be faked. You can always call the organization or government agency and ask if the person who called you works for them before giving any money.

Lottery or prize scams

Scammers will call or email unsuspecting victims and congratulate them on being a winner; oftentimes they will ask for an upfront payment to cover fees and taxes.

Mail fraud

Mail fraud letters look real, but the promises are fake. A common warning sign is a letter asking individuals to send money or personal information now - to receive something of value later.

Mortgage closing scams

Mortgage closing scams target homebuyers who are nearing the closing date on their mortgage loan. The scammer attempts to steal the homebuyer's closing funds—for example, their down payment and closing costs—by sending the homebuyer an email posing as the homebuyer's real estate agent or settlement agent (title company, escrow officer, or attorney).

Debt collection scams

Most debt collectors will contact individuals to collect on legitimate debts that are owed. There are scammers who pose as debt collectors to get people to pay for debts that they don't owe, or those that have already been paid. Do not provide any personal financial information over the phone or email.

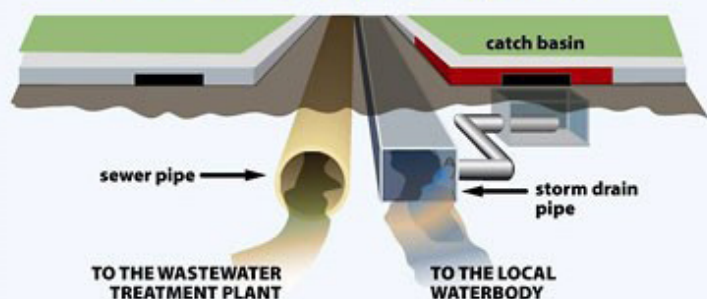
I.R.S. Scam

Another common scam is for imposters to pose as I.R.S. agents over the phone or email, requesting that individuals purchase a large amount of gift cards and then give them the gift card numbers to 'pay' taxes that are owed.

Be aware and vigilant in guarding yourself so you don't become a victim of a scam.

WHEN IT RAINS, WHERE DOES IT DRAIN?

Storm Drain Systems are Separate from Wastewater Systems



Few of us give much thought to the thousands of catch basins (drains) located throughout the Village. They drain our roadways, driveways, yards and parking areas to downstream pipes and ditches, which discharge untreated water into our creeks and rivers. This untreated storm water carries garbage, silt, sand, oils, fertilizers, soaps, and other debris and chemicals. To reduce the amount of pollutants entering local water bodies, Federal and State regulations under the National Pollutant Discharge Elimination System (NPDES) require that municipalities who operate surface water drainage systems educate the public on the effects of storm water discharge to the environment.

To reduce pollution in our creeks and rivers, the Village is asking residents to consider the following:

- Remember 'only rain goes down the storm drain'. DO NOT pour ANYTHING in storm sewer drains.
- Reduce or eliminate pesticide and fertilizer use.
- Sweep up grass clippings, litter, animal waste and other organic matter to prevent them from washing down the storm drains.
- Clean up any automotive fluid leaks and spills. DO NOT wash them into drains.
- Report non-storm water discharges to the Village immediately.

To learn more, or to report possible illegal discharges to the storm sewer system, call the Public Works Department at **847 705-5200** or visit the EPA online at epa.gov/npdes/stormwater or epa.gov/nps.



KEEP THE WREATH RED

The Palatine Fire Department will again be participating in the annual 'Keep the Wreath Red' holiday safety program. This public safety campaign began in the mid 1950s to increase fire safety awareness during the holidays.

Between Thanksgiving and New Year's Day, on the front of each of the five Palatine fire stations, a wreath will be decorated only in red lights. In the event of a holiday-related fire, the Fire Department will exchange a red bulb with a white bulb.

The goal is that when motorists pass the wreaths, they are reminded of potential fire safety issues in the home and that residents take the time to correct them. Some safety precautions to consider include:

- Check all holiday lighting for wear or damaged wiring and replace as needed.
- Use indoor/outdoor lighting and extension cords where they are intended.
- Do not run lighting or extension cords through windows, doors or across sidewalks.
- Do not overload electrical cords. If it is hot, it is overloaded!

- Turn off all holiday lighting prior to leaving or going to bed.
- If displaying a live tree, use a sturdy tree stand and water the tree often.
- Keep the tree, wreaths and all holiday decorations away from heat sources, including fireplaces, space heaters, candles and heating ducts.
- Make sure smoke alarms are tested and in good working order with fresh batteries.
- Check the age of all smoke alarms. If they are more than 10 years old, replace them.
- Keep and maintain a carbon monoxide alarm near all bedrooms.
- Use only sturdy candle holders, and only place on firm, uncluttered surfaces.
- Do not place candles in windows near blinds and curtains.
- Have fireplaces and wood-burning stoves cleaned regularly.

All of the members of the Palatine Fire Department wish residents a safe and happy holiday season.

CLOTHES DRYER FIRE SAFETY

Most homes have many electrical appliances ranging from small kitchen items including toasters and microwaves, to major appliances such as clothes dryers. While these appliances make our lives easier, they also can pose significant risks - including causing a fire - if they are not properly maintained. To protect yourself from the potential risk of fire, follow the manufacturer's owner's manual for proper operation and maintenance of appliances.

Clothes dryers may not look dangerous, however, a 2010 – 2014 National Fire Protection Association report that indicates U.S. fire departments responded to an estimated 15,970 home fires involving clothes dryers each year. These fires resulted annually in approximately 13 deaths, 440 injuries and \$238 million in property damage.

Proper installation and maintenance of these appliances can prevent death or injuries, and major losses in a home.

Clothes Dryer Fire Safety Tips:

- Have clothes dryers installed and serviced by a professional.
- Only U.L. Listed rigid or flexible metal vent pipe should be used to sustain proper air flow and drying time. Make sure the pipe is not bent or restricted.
- Ducts should not be joined with screws or fasteners that protrude into the duct pipe; this will catch lint and cause it to accumulate in the vent pipe. Use U.L. Listed foil tape to secure vent piping together.
- Duct tape should not be used. Over time, duct tape cannot withstand high temperatures encountered during dryer use and will break down, peel off, and allow lint to escape - increasing the potential for a fire.
- Dryer vents must be independent from other vent systems, and cannot be combined with bathroom fans, furnaces or water heater vents.
- Do not operate the dryer without a lint filter.
- Clean the lint filter before each use; remove any accumulated lint around the drum.

- Make sure the proper plug and outlet are used.
- Do not overload a clothes dryer.
- Once a year, or depending on the dryer use, inspect and clean out the accumulation of lint in the vent pipe from the dryer to the exterior vent flap.
- Check the outdoor vent flap to make sure it is not covered by snow or landscaping.
- Gas dryers should be inspected by a professional to ensure the gas line is connected properly, and is free of leaks and in good shape.
- Clothes that come into contact with flammable substances, such as gasoline, paint thinner, or similar solvents, should be laid outside to dry thoroughly, and then can be washed and dried.
- Do not leave dryers running if you leave your home or go to bed.

Consider the above safety tips when operating a clothes dryer. Most importantly, be prepared in the event of a fire by having working smoke alarms and carbon monoxide (CO) detectors. Make and practice a home fire escape plan with at least two ways out of the home and include a meeting place outside.

For additional fire safety tips on clothes dryers, smoke alarms, CO detectors and home fire escape planning, visit FEMA's web site at usfa.dhs.gov and the National Fire Protection Association's web site at nfpa.org/Public-Education.



WHY YOU NEED FLOOD INSURANCE



Flooding is the most common and costly natural disaster in the United States, affecting every region and state. While floods can physically damage home, they can additionally cause emotional anguish and financial devastation for homeowners. In fact, just one inch of water in an average sized home can cause more than \$25,000 in damages.

Federal disaster assistance is not always the answer, as most types require a presidential disaster declaration and come in the form of low-interest disaster loans that must be repaid with interest. Only flood insurance reimburses homeowners for flood damage, providing the necessary funds for recovery—and this assistance does not have to be paid back.

Learn More: Call your insurance agent to ask about the National Flood Insurance Program (NFIP). There is no better way to protect your home.

With federal flood insurance, your home is covered. Homeowners can be reimbursed up to:

- \$250,000 for residential property
- \$100,000 for personal belongings
- \$500,000 for non-residential property
- \$500,000 for non-residential property contents

Did you know?

- One in four flood insurance claims come from outside high-risk areas.
- Most homeowners and renters insurance policies do not cover flood damage.
- Flood insurance coverage for homeowners living in moderate-to low-risk flood areas can be as low as \$325 a year!

To learn more, call the NFIP Help Center at **800- 427-4661** or visit **FloodSmart.gov**.



FEMA



NATIONAL FLOOD
INSURANCE PROGRAM

RESIDENTIAL RENTAL LICENSING PROGRAM:

What Landlords and Tenants Need to Know!

For more than 28 years, Palatine's residential rental licensing program has proven successful in helping to improve surrounding neighborhoods. This program ensures that the Village works directly with landlords and tenants to maintain healthy living standards and improve property values. The Neighborhood Services Division inspects rental properties for life safety and property maintenance violations, utilizing the International Property Maintenance Code 2015 (IPMC 2015).



If you currently rent or own property, it's important that you know that all single family, multi-family, condos, or townhomes located within the Village of Palatine require that rental dwellings are licensed and inspected by the Neighborhood Services Division.

All rental owners are required to apply and pay a license fee, schedule a walkthrough inspection, and complete a crime free multi-housing certification course prior to obtaining a Residential Rental Dwelling License.

The process of obtaining a Rental Dwelling License starts with a phone call to the Neighborhood Services Division at **847-359-9042**. The following website, **palatine.il.us** and search '*Rental-Program-Overview*' for a wealth of information and resources.

On the website, active rental licenses can be viewed in your area, and users can acquire information on what to look for on inspections, and download a rental licensing packet to start the process.

The Neighborhood Services Division will be happy to assist with the licensing process and answer any questions you may have regarding our licensing program. Call at **847-359-9042** for additional information.



ADOPT-A-HYDRANT PROGRAM



The Palatine Fire Department needs your help this winter to clear snow away from the more than 3,500 fire hydrants within the Village. Many of our fire hydrants have already been adopted, but many more still need individuals to help ensure they are cleared for the public's safety. During the winter months, heavy snowfall makes finding and accessing fire hydrants extremely difficult for firefighters, and during an emergency - every second counts! The Fire Department is asking residents, business owners, and local civic groups to consider participating in the Adopt-A-Hydrant program.

Consider adopting one or two hydrants near your home, organization, or business and commit to keeping them clear of snow after snowfall. To Adopt-A-Hydrant, visit the online adopting system at adoptahydrant.palatine.il.us.

When clearing a fire hydrant, snow should be removed about three (3) feet away from the hydrant in all directions, with a pathway cleared between the hydrant and the roadway. Please exercise caution when shoveling because of the potential for vehicle traffic nearby. Do not stand in the street when clearing the hydrant and be careful not to slip and fall out into the roadway.

The Fire Department appreciates all of those that have already adopted a hydrant and encourages others to become partners through this valuable public safety program. For more information visit palatine.il.us and search 'Adopt-A-Hydrant'. Send pictures of adopted hydrants to Firefighter Patrick Nyczaj at pnyczaj@palatine.il.us or call **847-202-6340**.



The Palatine Police and Fire Benevolent Association partners with the U.S. Marine Corp's "Toys-For-Tots" program by collecting toys in and around the Palatine area during the holiday season. In addition to being at District 15's junior highs and elementary schools, collection boxes will also be located at the Palatine Village Hall (200 W. Wood Street), Palatine Police Department (595 N. Hicks Road), and the downtown Palatine Fire Department (39 E. Colfax Street). The toy drive begins immediately after Thanksgiving and runs through the second week in December. Additional information can be found at PPFBA.org.



2019-2020 HOLIDAY WASTE COLLECTION SCHEDULE

Mark your calendar for the below holidays that will affect single-family solid waste collection by Groot Industries. For those holidays not listed, solid waste collection will take place as regularly scheduled. Save and post this handy schedule for reference throughout the year and save yourself from hauling the trash to the curb a day early or missing your collection entirely.

Week of	Holiday	Collection
December 23, 2019	Christmas	All collection one day later
December 30, 2019	New Year's Day	All collection one day later
May 25, 2020	Memorial Day	All collection one day later
September 7, 2020	Labor Day	All collection one day later



Curbside collection of bagged and bundled yard waste ends the week of December 09, 2019 and resumes the week of April 6, 2020.

For more information, contact the Environmental Health Division at 847-359-9042.

PALATINE SNOW PLOWING QUESTIONS & ANSWERS

The Public Works Department receives a variety of information requests from residents all through the year, especially during the winter when snow falls. Below are the most frequently asked questions, along with answers.

How many miles is the Public Works Department responsible for plowing? The Village is responsible for 167 center lane miles of snow and ice control.

How are those miles divided up to plow? The 167 miles are divided into 11 sections with two trucks typically assigned to each section or route in a plowing event. Public Works is also responsible for plowing the commuter lots, five Fire Stations, Police Headquarters, and Village Hall parking lots.

Why are two trucks assigned to a route? Tandem plows clear street pavement from center line to curb in one pass.

Why don't the plows clear the whole street at once? Drivers make a preliminary pass during the storm to open up the streets. Final curb-to-curb clearing occurs after it stops snowing.

How long does it take to plow a route? Depending on the type and amount of snowfall, it takes approximately seven hours to clear 15 miles of streets. A typical route is 15 miles.

Are the same drivers assigned to the same route each time they plow or salt a route? Yes. There are two drivers assigned to each route for a plowing operation, and one driver for a salting operation.

For some storms, plows are out for most of the day and night. Is the same driver out there that whole time? No. The Department has two fully staffed crews - front line snow plow drivers and back-up drivers, which include part-time seasonal drivers that are hired each year.

Where do drivers start plowing? Major streets are plowed first, such as Northwest Highway, Palatine and Hicks Roads, followed by secondary and residential streets, including cul-de-sacs.

Are there roads Palatine does not plow? Yes, the Illinois Department of Transportation (IDOT) is responsible for Rand, Dundee, and Algonquin Roads, Route 53, and Hicks Road north of Dundee Road. Cook County is responsible for Quentin and Roselle Roads, and Euclid Avenue.

Can I park on the street during a storm? No. On-street parking is not allowed after a snowfall of two or more inches, until the street has been plowed. Illegally parked cars may be ticketed and towed.

Some sidewalks are cleared by the Village, but not all – why is that? The Village Council designated certain sidewalks to be cleared when there is more than three inches of snowfall. These sidewalks are the main routes to schools or on higher volume roads and clearing them helps keep school children and other pedestrians from walking into the streets.

Am I required to shovel the public sidewalk adjacent to my property? No. However, the Village encourages all residents to clear their sidewalks for the safety of pedestrians and children walking to school.

If I shovel the public sidewalk adjacent to my property, where can I put the snow? Place the snow on the parkway, or in the front yard, in a manner to avoid injury or limited access to any person, animal, or property.

Can I put snow on a public sidewalk or street? No. This includes the portion of the sidewalk that crosses over a driveway apron. Village ordinances prohibit plowing, blowing, or shoveling of snow into the street, on the public sidewalk, or on a parkway across from your property. This action can create a hazardous condition for both motorists and pedestrians.

Can children build snow forts in the parkway? No. Playing in or near the street, especially while snow and ice control operations are in process, poses a safety hazard for children. Snow forts also can obstruct drivers' vision when backing out of driveways.

If I hire a snow plow contractor, who is responsible for notifying that contractor of the Village ordinances? Property owners are responsible for the actions of their contractors. Non-owners of property should forward this information to the party responsible for conducting the snow plowing and snow removal operations.

What happens if a snow plow damaged my mailbox or the parkway grass? It is very difficult to completely clear snow without risking damage to mailboxes or grass between the sidewalk and the street (the parkway). If mailboxes or parkway grass are damaged by a Village snow plow, call Public Works as soon as the damage is noticed. **For Mailboxes:** The Village will either repair or replace the mailbox and/or post, or set up a temporary mailbox so residents can receive mail. The Village is not responsible for mailboxes damaged during plowing if they do not meet Village code or if they are damaged by non-Village vehicles. The Village's liability is limited to the cost of replacing a standard metal mailbox and pre-treated wood post. **For Grass:** Turf in the parkway will be restored in the spring (normally in April). Public Works will level out plow damaged areas and apply grass seed. Residents are asked to water the area until the grass has established.

Why does the snow plow driver always seem to fill driveways with snow after residents have cleared away the snow? This is not done intentionally. The goal is to have safe roads for residents and other motorists traveling within the Village. When possible, save time and prevent frustration by waiting to clear the bottom of the driveway until after the plows have completed their final pass.

For more information or to request copies of Village ordinances relating to snow plowing, please call Public Works at **847-705-5200**, Monday through Friday from 8:00 a.m. to 4:00 p.m., or visit **palatine.il.us** and search 'snow plow facts'.

VILLAGE SEEKS CDL DRIVERS FOR SNOW PLOWING SEASON

Experienced CDL drivers who hold a valid Illinois Class B commercial driver's license with air brakes endorsement are needed to assist the Public Works Department with snow plowing during the winter season. Candidates must be available to work flexible hours. These positions are temporary and require a high school diploma or equivalent. Snow plowing experience is a plus, and the starting pay is \$20 per hour.

Applications are available online at **palatine.il.us** by clicking on the 'Employment' button. Positions are open until filled.

PALATINE VILLAGE HALL WILL BE CLOSED

Monday November 11, 2019
in observance of Veterans Day

**Thursday, November 28 &
Friday, November 29, 2019**
In Observance of Thanksgiving

Wednesday, December 25, 2019
In Observance of Christmas Day

Wednesday, January 1, 2020
In Observance of New Year's Day

Village of Palatine
200 E. Wood St.
Palatine, IL 60067

PRSRT STD
U.S. Postage
PAID
Palatine, IL
Permit No. 2855

ECRWSS
POSTAL CUSTOMER
PALATINE, IL

2019 HOMETOWN PRIDE AWARD WINNERS

The Village of Palatine Beautification Commission recognizes homes, businesses, subdivisions, and 'Doors' of Palatine with the 2019 Hometown Pride Awards. Entries are submitted by residents and business owners. Judging is based on overall curb appeal, design and maintenance. This year's winners are:


1st Place Winners



SINGLE-FAMILY



MULTI-FAMILY



CUL-DE-SAC/SUBDIVISION




DOORS OF PALATINE



BUSINESS

2nd Place Winners



SINGLE-FAMILY



MULTI-FAMILY



CUL-DE-SAC/SUBDIVISION



DOORS OF PALATINE



BUSINESS


3rd Place Winners



SINGLE-FAMILY



MULTI-FAMILY



DOORS OF PALATINE



BUSINESS

SINGLE-FAMILY

1st Place: 234 N. Plum Grove Road
2nd Place: 712 S. White Willow Bay
3rd Place: 120 S. Rohlwing Road

CUL-DE-SAC/SUBDIVISION

1st Place: Bridge View West
2nd Place: Plum Grove Hills IV HOA

BUSINESS

1st Place: Palatine Park District
2nd Place: Emmett's Tavern
3rd Place: Ernie Loberg Construction

MULTI-FAMILY

1st Place: 162 S. Stonington Drive
2nd Place: One Renaissance Place
3rd Place: 1147 N. Knollwood Drive

DOORS OF PALATINE

1st Place: 234 N. Plum Grove Road
2nd Place: 1147 N. Knollwood Drive
3rd Place: 852 N. Franklin Avenue