

## PALATINE VILLAGE HALL WILL BE CLOSED

Monday, May 29  
In Observance of Memorial Day

Monday, July 3 and Tuesday, July 4  
In Observance of the Fourth of July Holiday

Village of Palatine  
200 E. Wood St.  
Palatine, IL 60067

PRSRT STD  
U.S. Postage  
PAID  
Palatine, IL  
Permit No. 2855

\*\*\*ECRWSS\*\*\*  
POSTAL CUSTOMER  
PALATINE, IL

# VILLAGE of PALATINE

## 2017 BUDGET AND CAPITAL PLAN

Palatine's recently adopted 2017 Annual Budget and Capital Investment Plan provides for a second consecutive flat property tax levy, following four consecutive years of a decrease in the Village's levy. These actions have resulted in a cumulative savings to the Village's taxpayers of \$1,800,000 over the past six years. Despite maintaining a flat property tax levy, the Village plans several projects in 2017 to benefit the community.

In 2017, our Public Works Department will partake in several projects to improve operations and Village infrastructure. This year's Capital Investment Plan includes \$1,280,325 for the replacement of water main sections in various locations, with the most notable being on Wilke Road north of Olive Street. A water main extension will also be completed on Dundee Road near Portage Avenue. In addition, the 2017 budget also contains funding for the repainting of the Countryside ground storage tank at the corner of Northwest Highway and Sterling Avenue.

The 31 segments of Village streets that are scheduled to be resurfaced in 2017 can be found in the 2017 Street Resurfacing Table on page 7 in this newsletter. One of the resurfacing and improvement projects will be on Wood Street, from Northwest Highway to the Community Center. This project will include the widening of the intersection at Northwest Highway to improve turning movements and reduce delays. Additionally, the Village was successful in acquiring a federal grant of \$1,800,000 for the resurfacing of Plum Grove Road from Northwest Highway to the Village's southern border at Aldridge Avenue.

The projects listed above are just some examples of what is planned for 2017 to benefit the residents and businesses of Palatine. For more information on the Village's 2017 Budget, please visit [palatine.il.us](http://palatine.il.us).

## IN *this* ISSUE

Election Information .....	2
Recycling Dates & Aggregation Program Suspension .....	3
Community Events .....	4
Share the Road .....	5
Meet New K-9 Officer and Police Q&A .....	6
Emergency Operations Center ..	7
Composting & Mulching .. 8 & 9	
Knox Box for Residents .....	10
Grilling Safety .....	11
Police Education & Enforcement .....	12



## VILLAGE COMPLETES SEGMENTS OF THE BICYCLE TRANSPORTATION PLAN

Since 2005, the number of Illinois residents who commute by bicycle has surged by 61%. In an ongoing effort to become a more bicycle-friendly community, the Village of Palatine added a variety of on road bicycle-related improvements in 2016. These improvements were initiated to continue with the implementation of the Village's Bicycle Transportation Plan, which was adopted in 2011, and can be found at [palatine.il.us](http://palatine.il.us), search: "bike route". As warm weather approaches, the Village would like to take this opportunity to outline the purpose of the recent Bike Route and Bike Lane improvements. These various improvements are summarized as follows:

### Bike Route Type 1:

The first type appears on quiet residential streets with little to no on-street parking usage and low traffic volumes. These segments of the Plan are designated with green Bike Route signs and do not contain any pavement markings. An example of this can be found on Crestview Drive, between Reseda Parkway and Carpenter Drive.




### Bike Route Type 2:

This second type is located on streets that prohibit parking, are too narrow for a Bike Lane, and have high traffic counts. These segments of the Plan will contain green Bike Route signs, share the road signs, and bicycle pavement markings. The bicycle pavement markings, called "sharrows", are meant to provide additional awareness for motor vehicles. An example of this type of improvement can be found on Smith Street, between Northwest Highway and Cunningham Drive.



### Bike Route Type 3:

The third type occurs on streets that allow parking, have higher traffic counts, and are usually a divided road. These segments contain shared bike/parking lanes, green Bike Route signs, a solid white pavement marking located 7 feet from the curb, and



*continued on page 2*

## SAFETY CLASSES OFFERED BY THE PALATINE FIRE DEPARTMENT

### Cardio Pulmonary Resuscitation (CPR) Class

The Palatine Fire Department offers CPR classes for community and neighborhood groups as well as businesses within the Village of Palatine. According to the American Heart Association, each year there are nearly 326,000 cases of out of hospital sudden cardiac arrests in the United States, with 88-percent occurring at home. Unfortunately, 70-percent of Americans admit to feeling helpless to act during a cardiac emergency because they do not know how to administer CPR or their training has significantly lapsed. The American Heart Association Heartsaver® CPR AED class is a great way for anyone with limited or no medical training to learn CPR and Automated External Defibrillator (AED) use, as well as how to aid a choking adult. Additional information on The American Heart Association Heartsaver® CPR AED class can be found at [cpr.heart.org](http://cpr.heart.org).



### Fire Extinguisher Training Class

Do you have a fire extinguisher in your home or at work? Do you know how to use your portable fire extinguishers? Do you know what types of fire your extinguisher will put out? The Palatine Fire Department can help you answer all of these questions with our fire extinguisher training class. We can train your community or neighborhood group or your business in the proper use of a fire extinguisher and provide you with the opportunity to practice using an extinguisher on a live fire.

For more information on our CPR and fire extinguisher training classes, please call the Palatine Fire Department at (847) 202-6340.



The *Palatine Police Department* promotes safety through **Education** first, followed by **Enforcement**. During the spring months, Palatine Officers will focus on the following enforcement initiatives that address resident safety and quality of life issues in our community.

- **IMPROPER LANE USAGE (MEDIAN VIOLATIONS):** You are stopped in traffic and you want to make a left turn at the next intersection. The left turn lane is far ahead but the center median is wide open, so you move to the left and start driving down the center median. As you pass the stopped cars on your right, you don't see the car pulling out between the stopped cars or worse yet, the child on the bicycle; you know the rest of that story. Improper Lane Usage/Violating a Marked Median (solid yellow lines) is one of the most common violations committed by drivers each day. Drivers are in too much of a hurry so they violate the solid yellow line and drive on the center median or opposite traffic lane, only to collide with someone who was obeying the law. *Be patient and wait before it's too late!*
- **FAILING TO STOP FOR PEDESTRIANS WHEN REQUIRED AND PEDESTRIAN RESPONSIBILITIES:** You are driving north on Smith Street approaching the park district walk/bike path crossing (north of Northwest Highway) and there is someone standing on the path waiting to cross...what do you do? Illinois law states that you shall stop to allow the pedestrian to cross at a crosswalk, whether it's marked or not (625 ILCS 5/11-1002). Although the law requires drivers to stop to allow pedestrians to cross in a crosswalk, it does not relieve pedestrians of their responsibilities either. According to Illinois Public Act 625 ILCS 5/11-1002b, "*No pedestrian shall suddenly leave the curb or other place of safety and walk or run into the path of a moving vehicle which is so close as to constitute an immediate hazard.*" Both drivers and pedestrians have a responsibility! Nobody wins when a vehicle strikes a pedestrian! *Be courteous, patient, and pay attention. It may save a life!*
- **BLOCKING A PUBLIC SIDEWALK:** You decide to take your child for a walk in the stroller, only to have your path blocked by a parked car. You maneuver the stroller through the grass around the car when the wheels of the stroller get wedged against the paved driveway, causing the stroller to tip forward, injuring your child. This was an actual case in the Village of Palatine. Village of Palatine Ordinance 18-81-12 prohibits persons from blocking the use of a sidewalk between the hours of 7 a.m. to 10 p.m. Violating this Ordinance can result in a \$40 fine. This violation may not seem important to some, but to many it is. *Do the right thing, be a courteous neighbor and don't block the sidewalk.*

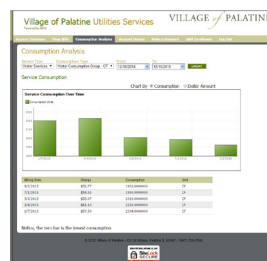
**Be courteous, patient, and pay attention. It may save a life!**

## PAY YOUR UTILITY BILL ONLINE!

The Village of Palatine has launched a new Utility Bill Portal, allowing customers to review their account balance, monitor their water consumption, sign up for e-Bills, and pay their utility bills online.

Simply go to [palatine.il.us](http://palatine.il.us) and select the "Utilities Portal with Online Payments" icon on the right side of the screen.

All you need to do is click on the icon and enter in your utilities account number and last name on the account. Once logged in, you will be able to see current and past bills, review activity on your account, see your consumption, and securely pay your bill online. You will also be given an opportunity to sign up to receive notifications via email when your next bill is ready instead of, or in addition to, receiving your paper bill in the mail.



[www.palatine.il.us](http://www.palatine.il.us)

**SPRING ISSUE 2017**



# VILLAGE OF PALATINE

200 E. Wood St.  
Palatine, IL 60067  
www.palatine.il.us  
village@palatine.il.us

VILLAGE HALL HOURS  
8 a.m. to 5 p.m.,  
Monday through Friday

## VILLAGE PHONE NUMBERS

Emergency ..... 911  
Village Hall ..... 358-7500  
TDD (Emergency) ..... 911  
Village Action Line ..... 705-5200  
Community Services ..... 359-9042  
Fire (Non-Emergency) ..... 202-6340  
Police (Non-Emergency) ..... 359-9000  
Public Works ..... 705-5200

### Mayor

Jim Schwantz ..... 359-9007  
jschwantz@palatine.il.us

### Village Clerk

Margaret R. Duer ..... 359-9051  
mduer@palatine.il.us

### District 1

Tim Millar ..... 894-0001  
tmillar@palatine.il.us

### District 2

Scott Lamerand ..... 894-0002  
slamerand@palatine.il.us

### District 3

Doug Myslinski ..... 894-0003  
dmyslinski@palatine.il.us

### District 4

Greg Solberg ..... 894-0004  
gsolberg@palatine.il.us

### District 5

Kollin Kozlowski ..... 894-0005  
kkozlowski@palatine.il.us

### District 6

Brad Helms ..... 894-0006  
bhelms@palatine.il.us

### Village Manager

Reid Ottesen ..... 359-9031  
rottesen@palatine.il.us

All phone numbers are (847) area code unless otherwise noted.

## Bicycle Friendly *(continued from page 1)*

sharrows on the outside of the shared lane. This pavement configuration is provided to indicate to motorists that bicyclists will be riding outside the bike lane when cars occupy the shared parking area. Examples of this type of Bike Route configuration can be found on Sterling Avenue, between Northwest Highway and Dundee Road, and on Lincoln Street, between Northwest Highway and Rohlwing Road.

**Bike Lane:** The type of configuration is identified with black signs, a solid white pavement stripe located 5 feet from the curb, and sharrows located



inside the bike lane. These configurations are located on streets that prohibit parking and have sufficient pavement width to accommodate the required vehicular and bicycle lane widths. Examples of this configuration can be found on Colfax Street, between Northwest Highway and Plum Grove Road, and Gardenia Lane, between Old Hicks Road and Baldwin Road.

We hope this information helps to outline the design and function of these various bicycle-related improvements. The Village will continue to pursue ways to implement the Bicycle Transportation Plan to make Palatine an even more bicycle-friendly community.

## APRIL 4, 2017 CONSOLIDATED GENERAL ELECTION INFORMATION

The Cook County Clerk's office is currently taking all online and mailed vote-by-mail ballot applications. The last day to request a mail ballot application, including all military and overseas voters, is March 30, 2017.

To fill out and send in an online mail ballot application, visit the Cook County Clerk's website at [mailvoting.cookcountyclerk.com](http://mailvoting.cookcountyclerk.com). You may also download an application at [cookcountyclerk.com/elections/mailvoting](http://cookcountyclerk.com/elections/mailvoting) or pick up an application from the Village of Palatine Clerk's office, Monday through Friday from 8:00 a.m. until 5:00 p.m.

Voters are responsible for mailing their own mail ballot application to the following address:

Cook County Clerk's Office  
Mail Voting Unit  
69 W. Washington Street, Room 500  
Chicago, IL 60602

For additional information, visit [palatine.il.us](http://palatine.il.us), search: "election information" or call the Village Clerk's Office at 847-359-9051.

## PURCHASE 2017/2018 VEHICLE STICKERS, ANIMAL LICENSES ONLINE STARTING MAY 1!

Beginning May 1, residents will be able to purchase vehicle stickers and animal licenses online at [palatine.il.us](http://palatine.il.us) and clicking the "Vehicle/Animal License Online Purchase" icon on the right side of the screen. Follow the instructions and your vehicle stickers and animal licenses will be mailed promptly.

Vehicle stickers and animal licenses can also be purchased in person between 8:00 a.m. and 5:00 p.m., Monday through Friday at the Palatine Village Hall, 200 E. Wood Street, or by mail (only checks will be accepted). The last day to purchase the stickers or licenses without penalty is Friday, June 30 when they can be purchased in person between 8 a.m. and 5 p.m. or online until 11:59 p.m.

To avoid penalty or citations for the 2017/2018 year, stickers must be purchased and affixed to vehicles by June 30, 2017. The appropriate late fees will be charged beginning July 1, 2017.

Vehicle/Animal License  
Online Purchase

## FIRE DEPARTMENT LIFE JACKET LOANER PROGRAM

The Palatine Fire Department, in partnership with the BoatU.S.® Foundation, is proud to be a life jacket loaner site. The life jacket loaner program was started in 1997 by the BoatU.S.® Foundation and currently has 575 sites where parents can borrow life jackets for their children who weigh up to 90 pounds. Each Palatine Fire Station has a limited inventory of life jackets in infant, child, youth and adult sizes. Each year, the Fire Department loans out these life-saving jackets to children who live in our community.

According to the Centers for Disease Control (CDC), drowning is the second leading cause of unintentional injury and death for children ages 1 to 14, and is the fifth leading cause of death for people of all ages. More than two-thirds of boating deaths that occur each year are caused by drowning, and

90-percent of those victims were not wearing life jackets (source: BoatU.S.®Foundation).

Illinois law requires that anyone under the age of 13 wear a life jacket while aboard any watercraft under 26 feet in length at all times the boat is underway, unless they are below deck in an enclosed cabin or operating on private property. Illinois law also requires persons of any age to wear a personal flotation device (PFD) while operating a personal watercraft. For more information about the life jacket loaner program, please call the Palatine Fire Department at 847-202-6340 or visit [boatus.org/life-jacket-loaner/](http://boatus.org/life-jacket-loaner/).



## FOLLOW THESE STEPS AND ENJOY SAFE GRILLING OUTSIDE

Flames in a grill are a welcome sight at a cookout, but a fire that starts anywhere else can make your summer barbecue memorable for all the wrong reasons. With a few simple precautions, cookouts can be one of the season's greatest pleasures.

According to the National Fire Protection Association (NFPA), in 2014, 16,600 patients went to the emergency room due to injuries involving grills, with 8,700 of those injuries being burns. Children under the age of five accounted for one-third of the burn injuries. Not surprisingly, roughly one-third of the burns occurred while lighting a grill. Between 2009-2013, fire departments across the U.S. responded to almost 9,000 home fires involving grills, which resulted in nearly \$2 million in property damage.

The Palatine Fire Department recommends that residents carefully read and understand all product information, and use safe grilling practices. By adhering to the following safety tips, you and your family can have a safe grilling season.

### Safety tips

- Propane and charcoal BBQ grills must only be used outdoors. If used indoors, or in any enclosed spaces, such as tents, they pose both a fire hazard and an asphyxiation risk due to toxic gases.
- Position the grill at least 10 feet from combustible siding, deck railings, and out from under eaves and overhanging branches. Vinyl siding can melt due to the heat from a grill.
- Keep children and pets away from the grill area. Declare a 3 foot "safe zone" around the grill.
- Remove grease from trays below the grill. Failure to clean the grill is the leading cause of grill fires.
- Have a fire extinguisher nearby, and know how to use it.

### Charcoal grills

- Use a charcoal chimney starter; this allows you to start the charcoal using newspaper as a fuel, and there is no need for lighter fluid.
- Purchase the proper starter fluid and store it out of reach of children, and away from heat.
- Do not add charcoal starter fluid when coals or kindling have already been ignited, and never use any flammable or combustible liquid other than charcoal starter fluid to get a fire going.
- Do not use a charcoal grill on a combustible surface.
- Allow the coals to completely cool before disposing them. Never place or store a bag of discarded coals inside a home or in a garage.

### Propane grills

- Check the gas cylinder hose for leaks before using it for the first time each year and after changing the propane tank. A light soap and water solution applied to the hose will quickly reveal escaping propane by releasing bubbles. If you determine your grill has a gas leak, by smell or the soapy bubble test, and there is no flame, turn off the gas tank and grill. If the leak stops, get the grill serviced by a professional before using it again. If the leak does not stop, call the Fire Department.
- If you smell gas while cooking, or see flames outside of the grill, immediately move away from the grill and call the Fire Department. Do not attempt to move the grill.
- Use only equipment with the label of a recognized testing laboratory. Follow the manufacturer's instructions on how to set up and maintain the grill.

For additional information on grill safety go to [www.nfpa.org](http://www.nfpa.org).





## NEW BUSINESSES

continued from page 9

**Clock Tower Dentistry**  
124 W. Northwest Hwy.  
847-481-8400  
*General and Cosmetic Family Dentistry*

**Eva's Fitness**  
1518 W. Algonquin Rd.  
773-724-1644  
*Dance/Zumba Fitness*

**Palatine Fitness**  
1546 E. Dundee Rd.  
847-934-4900  
*Health Club*

**PT Solutions**  
30 S. Northwest Hwy.  
224-218-2984  
*Physical Therapy Clinic*

### Retail and Sales

**Advance Auto Parts**  
123 N. Northwest Hwy.  
847-358-2525  
*Auto Supply Store*

**Harrington Manor**  
25 W. Palatine Rd.  
847-934-6150  
*Home Décor Retail*

**Hertz Local Edition**  
2019 N. Rand Rd.  
847-358-0859  
*Car Rental*

**HOPE Palliative & Hospice Care**  
1274 W. Northwest Hwy.  
847-803-0400  
*Home Hospice Agency*

**JD Michael Studio**  
377 W. Northwest Hwy.  
847-991-2909  
*Hair Salon*

**McGrath Kia of Palatine**  
1400 E. Dundee Rd.  
847-202-3900  
*Auto Sales*

**My Wireless Store**  
444 E. Dundee Rd.  
847-485-8815  
*Metro GPS Cellphone Store*

**T-Mobile Simply Prepaid**  
1206 E. Dundee Rd.  
847-705-4900  
*Cell Phone Store*

## PALATINE FIRE DEPARTMENT OFFERS KNOX BOX PROGRAM TO RESIDENTS

The Palatine Fire Department, along with the Palatine Firefighters Local 4588, are providing an opportunity for Village residents with limited mobility or underlying medical conditions to participate in the Knox Box Program. The goal of this program is to lend Knox Boxes to residents who would have difficulties getting to their door in the event of an emergency. It can prevent damage to the home that would be caused if the Fire Department had to force their way in to treat a patient.

### What is a residential Knox Box?

Manufactured by the Knox Company, a residential Knox Box is a high security key safe that only Palatine firefighter/paramedics can access in the event of a fire or medical emergency. Currently, all commercial buildings located in the Village of Palatine that are equipped with a fire alarm have a Knox Box mounted near an entrance. This allows access to the Fire Department in the event of a fire alarm activation. The residential version of the Knox Box contains keys to the residence and uses a hanger to temporarily mount the box over the top of an entry door.

### What is the benefit of a residential Knox Box?

Minutes count when the Fire Department is responding to any type of emergency. With a residential Knox Box, firefighter/paramedics have immediate access to a household in the event of a fire or medical emergency. This is especially useful for residents who are unable to move around the house due to underlying medical conditions, those recuperating from a hospital stay, or those who use an electronic medical alert device. Also, by using keys found in the Knox Box, emergency responders can avoid forcing entry into a house and possibly damaging doors or windows.

### How safe is a residential Knox Box?

Only the master key controlled by Palatine Fire Department personnel can unlock a residential Knox Box. The Knox Box itself is constructed of steel with a high strength lock core that is UL-tested and approved.

For more information, including eligibility requirements, contact the Palatine Fire Prevention Division at **847-359-9029**.

## PALATINE FIRE DEPARTMENT WATER RESCUE TEAM

The Water Rescue Team is a specialized unit within the Village of Palatine's Fire Department. The team consists of 18 Firefighters and Lieutenants that are highly trained and nationally certified in mitigating both dive and swift water rescue emergencies.

Since 1971, the Water Rescue Team has responded to emergencies in and around Palatine involving bodies of water, including pools, lakes, ponds, creeks, swift water, ice rescue, and other water-related search and rescue operations.



The team boasts a dedicated water rescue van and three specialized boats. Team members utilize full face SCUBA masks, hardwired communications, and dry suits because of the necessity in certain instances to dive into a cold temperature environment.



## RESIDENTIAL RENTAL LICENSING PROGRAM: WHAT LANDLORDS AND TENANTS NEED TO KNOW!

For more than 26 years, the Village of Palatine's residential rental licensing program has been successful in helping neighborhoods by working directly with landlords and tenants to maintain healthy living standards to improve property values.

If you currently rent or own property within the Village, it's important to note that all single-family, multi-family, condominiums, and townhomes used as rentals require a Residential Rental Dwelling License, which includes inspections by the Village's Neighborhood Services Division. All rental owners are required to apply for a rental license and pay the associated fee, schedule a walkthrough inspection, and complete a crime-free, multi-housing certification course prior to obtaining this license.

The process starts with a phone call to the Neighborhood Services Division at 847-202-6673, or by visiting the following website for more information: [www.palatine.il.us/departments/neighborhood\\_services](http://www.palatine.il.us/departments/neighborhood_services)

On the website, you can review active rental licenses in your area, acquire information on what to look for regarding inspections, or even download a rental licensing packet to start the process. The Neighborhood Services Division will be happy to assist you with the licensing process and answer any questions you may have regarding the rental licensing program.

## REFUSE AND RECYCLING DATES THIS SPRING

### Curbside Yard Waste Collection Resumes in April

Curbside bagged yard waste and bundled brush collection will resume the week of April 3. Please note the following requirements for yard waste collection:

- All yard waste (grass or shrubbery clippings and leaves) should be disposed of in two-ply brown paper yard waste bags. No plastic bags, boxes, or containers are permitted for yard waste disposal. Each paper bag shall not exceed 60 pounds in weight.
- Branches or limbs cannot exceed 4 inches in diameter and must be bundled in lengths not to exceed 4 feet. They should be secured with biodegradable cotton twine or rope. Bundles must not weigh more than 60 pounds each.

Please have all yard waste at the curb no later than 6:30 a.m. on the scheduled collection day.

### Spring Clean-Up Week is Friday, May 5 through Wednesday, May 10

Take advantage of Palatine's annual spring clean-up by placing garbage and other refuse items at the curb throughout the weekend in advance of scheduled collection days without ordinance violations. All refuse will be collected on your scheduled day. All refuse items placed at the curb must be prepared according to standard specifications.

Items restricted from Spring Clean-Up Week include appliances, tires, paints, household chemical waste and electronics. Construction debris must be properly bundled and is limited to a maximum volume of 2 cubic yards.

For more information on the Village's Refuse, Yard Waste, and Recycling Program, contact the Environmental Health Division at **847-359-9090** or visit [palatine.il.us](http://palatine.il.us), search: "refuse and recycling".

### SWANCC Offers Reuse and Recycling Directory

The Solid Waste Agency of Northern Cook County (SWANCC) provides the Green Pages Reuse and Recycling Directory, a useful resource for residents seeking outlets for items they no longer need.

The Reuse and Recycling Directory lists reuse opportunities for books, clothing, office equipment, sporting goods, toys, and other materials. This guide also provides information on various aspects of recycling and waste, featuring sections for automotive products, batteries, electronics, ink cartridges, furniture, propane tanks, cell phones, and many other items. For more information, visit [swancc.org/recycling/green-pages-directory](http://swancc.org/recycling/green-pages-directory) or contact SWANCC at **847-724-9205**.



## VILLAGE OF PALATINE AGGREGATION PROGRAM SUSPENSION

The Village of Palatine established an electric aggregation program in 2012 in which the average participating ratepayer has saved \$282 to date, for a cumulative Village savings of \$6,350,000. The program's renewable energy component reduced carbon dioxide emissions by 409,780 tons.

The current program expires in May 2017. The Village received competitive bids to extend the program; however, the Village could not obtain rates that were guaranteed to be lower than the ComEd rate. The Village will monitor the market and may re-establish the program, should rates turn more favorable in the future.

Currently participating ratepayers will receive a confirmation letter from ComEd in April, notifying them of the return to ComEd supply. Residents do not need to take any action; they will automatically be moved back to ComEd at their meter read date in May, which will be reflected on ComEd bills received in June.

Residents are encouraged to review options for electric rates. It is anticipated that with the suspension of the Village's program, residents may receive more solicitations from electric companies. The Village encourages residents to consider options provided by suppliers closely. The Illinois Commerce Commission website, [pluginillinois.org](http://pluginillinois.org) provides resources and information for residents. If residents are contacted by solicitors and indicate they are associated with the Village's program, please contact the Village at **847-358-7500**.

If you have any questions regarding the program, you may call the Village's consultant, NIMEC, at **800-727-3820** to leave your question and callback number. You will be contacted by NIMEC within 24 hours.

## SNOWPLOW DAMAGE?

During the winter snowfalls, it is very difficult for Palatine Public Works to completely clear snow without damaging either mailboxes or parkways. The Village is not responsible for mailboxes damaged during snow plowing if mailboxes did not meet Village Code.

The Village also is not responsible for the repair of mailboxes damaged by non-Village vehicles. The Village's total liability is limited to the cost of replacing a standard metal mailbox and/or a standard pre-treated wood post. All damage needs to be reported as soon as it is noticed.

Residents who believe their curbside mailbox or parkway was damaged by a Village snowplow may call the Public Works Department at **847-705-5200** between 8:00 a.m. and 4:00 p.m., Monday through Friday.

## BOARD OF HEALTH BLOOD DRIVE

The Palatine Board of Health is hosting a blood drive on April 13 from 12 p.m. to 6 p.m. at the Palatine Village Hall. The blood drive will be conducted by LifeSource. For more information on the donation process or to schedule an appointment to give blood, contact LifeSource at **877-543-3768** or visit [lifesource.org](http://lifesource.org). Walk-ins are always welcome.





## COMMUNITY EVENTS

### Downtown Palatine Business Association (DPBA) 'Girls on the Town' Event

*The Shops of Downtown Palatine,  
Slade Street and Brockway Street*

**Friday, April 21**

Spend the evening celebrating the coming of spring with friends and/or family as you explore the shops and storefronts of downtown Palatine. Participating DPBA businesses will provide product and service demonstrations, raffles and giveaways, and complimentary food and wine tastings. Guys are invited to attend, too! For more information, visit the Downtown Palatine Business Association website at [downtownpalatine.org](http://downtownpalatine.org).

### Winter Farmers' Market

*Inside Palatine Train Station,  
137 W. Wood Street*

**First and third Saturday of the month  
through April**

Attend the indoor Farmers' Market and enjoy goods and services including fresh breads, meats and eggs, dressings, condiments, cookies, knife sharpening and more! The weekly markets in the winter (and the summer) are hosted by the Sister Cities Association of Palatine. Visit [palatinesistercities.org](http://palatinesistercities.org) for more information.



### Summer Farmers' Market

*Palatine Train Station parking lot,  
137 W. Wood Street*

**Every Saturday beginning May 6 through  
October 28**

Come to the Palatine Train Station between 7:00 a.m. and 1:00 p.m. each Saturday, May through October, for fresh-from-the-farm produce, organic meats and eggs, breads, soaps, pet treats, sweets, expert knife and tool sharpening, and more! Visit the website above, or the Palatine Farmers' Market Facebook page for weekly special events, participating vendors, and photos.

### Cop on Top

*Dunkin' Donuts, 801 E. Dundee Road and  
231 W. Northwest Highway*

**Friday, May 19**

Cop on Top is an annual statewide fundraising event for the Law Enforcement Torch Run that raises awareness for Illinois Special Olympics athletes. Hundreds of police officers



throughout Illinois, including several from the Palatine Police Department, will spend part of the day on the rooftops of Dunkin' Donuts. Stop by and see Palatine Officers from 5:00 a.m. to 1:00 p.m. at one of the Dunkin' Donuts locations. This is the 15th year that officers throughout Illinois are collaborating for this cause. For more information about the event and how you can help, visit the Special Olympics of Illinois website at [soill.org](http://soill.org).

### Palatine Historical Society's Annual Cemetery Walk

*Hillside Cemetery,  
Smith Street north of Colfax Street*

**Sunday, May 21**

The 25th annual Cemetery Walk of the Palatine Historical Society will be held on May 21 at Hillside Cemetery on Smith Street between Colfax Street and Northwest Highway. There were no funeral parlors in Palatine until 1928, therefore wakes were held in homes until time for the church service. Mr. Danielson, who was one of the first funeral home owners in Palatine, will be highlighted as a speaker and tell the stories of his era at the Cemetery Walk. The Walk will be held from 1:00 p.m. to 4:00 p.m.; the last tour will be at 3:30 p.m. Tours start about every 15 minutes. Tickets will be sold at the cemetery gate: \$5 per person, \$4 for Historical Society members and \$2 for children under 16. "The Art of Mourning" will also be an exhibit during the month of May at the Palatine Historical Society. Call 847-991-6460 for more information.

### Memorial Day Parade and Ceremonies

*Starts at Hillside Cemetery,  
Smith Street north of Colfax Street*

**Monday, May 29**

The American Legion Post 690 is sponsoring a Memorial Day Parade and other related activities on Monday, May 29th beginning at 10:00 a.m. with a service at Hillside Cemetery on Smith Street. The annual parade will start at 10:15 a.m. at Cornell Avenue and Smith Street. Following the parade at 11 a.m. there will be a short program at the Veterans Memorial and then another ceremony at the Legion Memorial in Towne Square beginning



at 12:15 p.m. Community members are invited to the American Legion across the street from Towne Square following the ceremonies.

For more information, or if your group would like to participate in the parade, call the American Legion at **847-359-1606**. Please call after 12:00 p.m.

### Palatine Jaycees Hometown Fest

*Community Park,  
262 E. Palatine Road*

**June 29 - July 4**

Palatine Jaycees Hometown Fest will be held from June 29 to July 4; Saturday, July 1 (parade), Monday, July 3 (fireworks at Community Park, 262 E. Palatine Road).

The Jaycees are proud to host Hometown Fest, Palatine's Fourth of July Celebration. Visit [palatinejaycees.org](http://palatinejaycees.org) for the most up-to-date information.



### Palatine Township Health and Happiness Fair

*Palatine Township Center,  
721 S. Quentin Road*

**Wednesday, July 19**

The fair will be held from 9:00 a.m. to 1:00 p.m. and provide free health screenings, educational presentations and other information to promote optimal health for Township residents. Visit [palatinetownship.com](http://palatinetownship.com) for more information.

### Downtown Palatine Street Fest

*Downtown Palatine,  
Slade Street and Greeley Street*

**Friday, August 25; Saturday, August 26; and  
Sunday, August 27**

Downtown Palatine Street Fest has been the premier suburban street festival since 2000. Join us for live music, local cuisine, and family entertainment and family-friendly activities. Visit [palatinestreetfest.com](http://palatinestreetfest.com) for the most up-to-date information.



*\*All dates and times are subject to change.*

## LANDSCAPE MULCH IS AVAILABLE TO RESIDENTS

Residents can take advantage of the Village's efforts to maintain a green environment with ground wood mulch created from trees that have been removed throughout the Village.

A layer of mulch can enhance and protect plants, shrubs, and trees by reducing root damage caused by temperature extremes. Mulch also inhibits weed growth, controls soil erosion, and prevents soil compaction.

Residents are invited to contact the Public Works Department in March to schedule a delivery appointment. Deliveries are made on Fridays in April to residents' driveway aprons. The cost is just \$14 per cubic yard with a 3-cubic yard minimum order.

For smaller amounts of mulch, residents may visit mulch bins at the holding center located at 550 N. Smith Street. Please bring your own shovel and containers.



## EMERGENCY VEHICLES AND SCHOOL BUSES

Do you know how to properly react to an approaching emergency vehicle, or when coming across the path of a stopped school bus? When drivers don't follow the rules of the road, it can not only cause confusion, but also create a safety hazard.

The basic rule for when an emergency vehicle is approaching with its flashing lights and/or sirens are activated, is **'go right for lights and sirens'**. This means to cautiously proceed to the right side of the roadway and stop until the emergency vehicle passes. Do not pull onto the center median, as that is commonly the path an emergency vehicle needs to take. Also, keep an eye out for more than one emergency vehicle, as many types of emergency calls require more than one vehicle to respond. These rules apply whether the emergency vehicle is coming from behind you, or toward you.

For school buses, the obvious rule is not to pass a stopped bus when its stop arm is extended. However, there is one notable exception. If you are approaching the stopped school bus from the opposite direction when on a four-lane roadway, you are not required to stop. Otherwise, you should always avoid passing a stopped school bus with its stop arm extended when traveling in the same direction, or when traveling in the opposite direction on a two-lane roadway. A violation of this law can result in suspension of a driver's license, but even more serious, it could endanger the life of a child. Residents are asked to be patient and wait while school buses load or unload their precious cargo.



## TUNE IN TO PALATINE RADIO STATION AM 1660 IN CASE OF EMERGENCY

The Palatine Emergency Advisory Radio Station, AM 1660, broadcasts 24 hours per day on the radio and on the Village's website at [palatine.il.us/pema](http://palatine.il.us/pema). In the event of an emergency, tune to AM 1660 for public safety information, instructions, advisories, and current weather conditions.

It is the mission of the Palatine Emergency Management Agency to prepare for, and recover from disasters while also providing assistance to first responders. For additional information please visit the Palatine Emergency Management website at [palatine.il.us/pema](http://palatine.il.us/pema).

## KEEP 2017 HOMETOWN PRIDE AWARDS IN MIND WHEN PLANTING SPRING FLOWERS

Do you or someone you know put a lot of work into landscaping at their home or business? If the answer is yes, don't forget to make a nomination this spring for a 2017 Hometown Pride Award! Each year, the Village of Palatine Beautification Commission recognize properties in Palatine with outstanding landscaping and curb appeal with the Hometown Pride Award. Nominate yourself, your neighbor, a subdivision entrance, multi-family property, or even a business. Information and nomination forms for the 2017 awards will be made available in late Spring at [palatine.il.us](http://palatine.il.us), search: **"hometown pride award"**.

## NEW BUSINESSES

*continued from page 8*

### Kitchen Bath & Beyond

655 S. Vermont St.  
773-260-2987  
Cabinet Manufacturing

### Law Offices of Constance M. Doyle

1590 N. Rand Rd., Suite 205  
847-807-4477  
Legal Services

### Loberg Construction

311 E. Illinois Ave.  
847-392-4300  
Commercial Contracting

### Main Street Remodeling LLC

1220 W. Northwest Hwy.  
847-590-1365  
Residential Remodeling

### Perfect Nails Spa Inc

611 E. Dundee Rd.  
847-934-8916  
Nail Salon

### Property Tax Consultants Inc

334 E. Colfax St., Suite D  
847-383-0035  
Consulting Services

### Rooney Landscape Inc.

269 E. Helen Rd.  
847-577-0246  
Landscaping

### Shreeji Builders Inc

500 S. Hicks Rd.  
847-259-3350  
General Contractor, Construction

### Smolka Law Group

1280 W. Northwest Hwy.  
847-754-7261  
Family Law Legal Services

### The Rate Experts

675 N. North Ct., #380  
847-347-5639  
Auto Refinance

### Third Coast Guitar Service Inc

17 E. Palatine Rd.  
847-922-9177  
Guitar Repair

### Health and Wellness

### Athletico Physical Therapy

101 N. Northwest Hwy.  
847-794-4528  
Physical Therapy

*continued on page 10*



## NEW BUSINESSES

### Arts and Entertainment

**Batting Benny's**  
825 N. Quentin Rd.  
224-801-6674  
*Sports Training/Batting Cages*

**Escapeology**  
254 N Northwest Hwy., Unit A  
847-986-5847  
*Entertainment*

### Food and Dining

**Aldi**  
761 E. Dundee Rd.  
847-359-0907  
*Grocery Store*

**D. K. Distribution & Wholesale**  
1506 W. Algonquin Rd.  
224-595-7808  
*Restaurant/Wholesale*

**Signature Popcorn**  
1890 N. Rand Rd.  
800-490-9430  
*Gourmet Popcorn*

### Professional Services

**All Services, LLC**  
975 N. Sterling Ave.  
847-348-0361  
*Janitorial/Maintenance*

**Badger Molding Inc**  
245 N. Eric Dr.  
630-901-0776  
*Custom Molding*

**C. Insurance Agency, Inc.**  
1858 N. Rand Rd.  
847-981-5070  
*Home and Rental Insurance*

**Chicago Machining & Tool LLC**  
453 S. Vermont St., Unit B  
224-628-0706  
*Manufacturing*

**CRNE's Environmental Control**  
1 E. Northwest Hwy., Suite #207  
847-272-3192  
*HVAC*

**Green Ivy Realty & Property Management**  
1590 N. Rand Rd., Suite 201  
773-913-2525  
*Real Estate and Property Management*

*continued on page 9*

## LEARN HOW TO COMPOST IN YOUR BACK YARD – IT'S EASY!

In November 2012, the U.S. Environmental Protection Agency (EPA) announced that food is now the single largest type of waste going into America's municipal landfills and incinerators. More than 33 million tons of food is wasted each year. When food is discarded in landfills, it produces methane, a potent greenhouse gas that contributes to climate change. Americans throw away up to 40-percent of their food, an average of 20 pounds per person, per month. Much of this wasted food is actually surplus, wholesome and edible food that could have helped those in need. Food waste makes up about 12-percent of what is thrown away.

Composting is nature's way of recycling. Composting converts organic materials, including food scraps (such as fruits and vegetables) and yard waste trimmings (like leaves, grass and small tree branches) into a dark, earthy-smelling soil conditioner, which preserves valuable nutrient-rich organic resources. Additionally, composting can save money by lowering disposal costs and replacing store-bought fertilizers. All of these efforts save water by helping the soil hold moisture, which reduces water runoff. Composting can make a significant contribution to achieving waste reduction goals, especially if organic waste comprises a large portion of the waste stream.

A properly constructed compost pile is needed to minimize nuisances (such as odors) and achieve a quality finished compost. Section 10-3.8 of the Palatine Code of Ordinances which can be found at this link: <http://www.palatine.il.us/government/ordinances.aspx> and regulates the location, construction and maintenance of compost piles. The following is a summary of those requirements:

- The size of compost bins should be limited to 4' x 4' x 4'.
- A maximum of three compost bins are allowed on residential properties.
- Bins need to be made of commercial grade material. Barrel type containers are also acceptable.
- Yard waste should primarily make up compost piles.
- Items that are prohibited include: oils, grease, lard, meat, bones, fish, dairy products, human or animal waste, and inorganic materials.
- All compost piles should be enclosed in a freestanding compost bin and be maintained to deter pests.
- Compost bins are allowed only in rear yards of residential properties and must be set back 5 feet from rear and side property lines, and 25 feet away from neighboring homes.

Composting is easy to do with some basic guidelines. To learn more about backyard composting and tips for success, visit the Solid Waste Agency of Northern Cook County (SWANCC) website at [swancc.org/recycling/composting/outdoor-composting](http://swancc.org/recycling/composting/outdoor-composting).

## USE PROPER MULCHING TECHNIQUES

Properly applied mulch can give landscapes a well-groomed appearance. However, if it is too deep, or if the wrong material is used, it can actually cause harm to trees and other landscape plants. The following problems are associated with improper mulching:

- Deep mulch can lead to excess moisture in the root zone, stressing the plant and causing root rot.
- Mulch piled high against the trunks of trees may create habitats for rodents that chew the bark and can girdle the trees.
- Piling mulch against the trunks or stems of plants can stress stem tissues and may lead to insect and disease problems.

The recommended mulching depth is 2 to 4 inches. Decomposition rates may vary, so if mulch is already present, do not add more mulch if there is already a sufficient layer in place. Pull mulch back several inches so the base of the trunk or stem is exposed to prevent stress to the stem tissues.

For further information regarding proper mulching, please contact the Public Works Department at **847-705-5200**.

## BICYCLES AND VEHICLES CAN SAFELY SHARE THE ROAD

As the weather gets nicer, bicycle riding increases around the Village and both bicyclists and motorists are reminded how to safely share the road. Below are some tips to remember:

• **Obey all traffic signs and signals.** Illinois law states that "Every person riding a bicycle upon a highway shall be granted all of the rights and shall be subject to all of the duties applicable to the driver of a vehicle" (625 ILCS 5/11-1502, Sec. 11-1502). Put simply, bicyclists are responsible for following the rules of the road which includes obeying traffic control signals and signs. Accidents can and do occur when bicyclists do not obey traffic laws. A bicyclist is not a pedestrian and does not automatically have the right-of-way. Vehicle drivers are also required to stop at, or before the white line at a traffic signal to prevent striking a pedestrian or bicyclist in the crosswalk.

• **Riding on sidewalks.** When walking, or riding your bicycle on a sidewalk or along a crosswalk, you must obey all pedestrian signs and signals. Bicyclists must yield the right-of-way to pedestrians on sidewalks or crosswalks. Slow down and go around pedestrians when possible. When approaching a pedestrian from behind, slow down and announce your presence.

• **Be observant.** Always pay attention to what is happening around you and watch out for motor vehicles, motorcycles, bicycles and people. Bicyclists should use voice and hand signals to inform others of the intention to stop or turn.

• **Safe riding distance.** Drivers should be advised that the Illinois' Public Act 95-0231 amended the Illinois Rules of the Road to require drivers to keep a minimum of 3 feet between their motor vehicle and a bicycle when trying to pass the bicycle.

• **Always wear a bicycle helmet.** A helmet can reduce the risk of serious head injury. The helmet should be snug on the head and always secured. Helmets that are loose or not locked under the chin are rendered useless, and will fall off when the head makes an impact with any object.

• **Conduct a bicycle safety check.** Ensure bicycles are in good working order and are properly sized for the rider. All tires should have correct air pressure, handlebars should be secure, the seat should be at the right height for the rider and the chain should be tight and in good working order (chains that are rusted or lack oil could be dangerous).

• **Wear appropriate clothing.** Wear bright or reflective clothing, especially at night. Secure pant legs from getting caught in the chain. Always wear shoes while riding your bicycle (sandals and flip-flops are not proper bike riding gear).

• **Prevent bicycle theft.** Always park bicycles in a safe place and secure them with a lock. Residents can register bicycles with the Palatine Police Department at 595 N. Hicks Road.

• **Most importantly, be educated.** The Palatine Police Department Crime Prevention Unit offers presentations to groups and organizations on bike safety. Contact the Crime Prevention Unit at 847-359-9061 with any questions.

For more information on biking and the Illinois Rules of the Road, you can contact the Illinois Secretary of State's Driver Services Department Traffic Safety Division in Springfield, or go to the Illinois Secretary of State website at [www.cyberdriveillinois.com](http://www.cyberdriveillinois.com). Let's do our part to make our roadways safe for bicycles and vehicles.

## HYDRANT FLUSHING HELPS ENSURE WATER QUALITY

The Public Works Department will begin opening or "flushing" fire hydrants throughout the Village at the end of March and into early April, depending on the weather. This process moves water through the pipelines at a fast rate to clean the lines, clear stagnant water, and ensure water delivered to homes is of the highest quality.

Residents who perceive this as wasting water can be assured that the Department only flushes lines when deemed necessary as part of protecting public health by providing safe, high quality, consumable water.

## BACKYARD FIRE PIT SAFETY AND REQUIREMENTS

Backyard fire pits can be used year-round and provide a place where you can gather with family and friends. If you are considering purchasing a fire pit for your backyard, please keep in mind the following requirements and safety tips.



### General Requirements

- The use of fire pits is limited to approved commercially manufactured containers and must remain at least 15 feet from any structure.
- The use of properly selected fire wood that is well seasoned will minimize the development of smoke. Oak and Hickory firewoods produce less smoke than unseasoned or soft woods.
- Never burn construction cut offs or old building materials. Some of these woods can give off a poisonous smoke, and they are prohibited.
- A burning pile should be no larger than 3 feet in diameter and 2 feet in height.

### Safety Tips

- Never leave the fire pit unattended and always have some form of extinguishing equipment readily available. A garden hose, fire extinguisher or even a lid can be used to extinguish a fire, if needed.
- Most commercially manufactured outdoor fire pits come with a mesh screen; it is important to have one. These screens help control sparks of the popping firewood and flying embers that could cause a fire elsewhere.
- Keep in mind that many people suffer from medical conditions where smoke can affect their breathing, so be courteous to your neighbors and check to see if any of them have medical conditions that might restrict your burning.

Finally, keep in mind that the Village of Palatine has a Nuisance Ordinance that states if any open burning becomes offensive or objectionable, the Palatine Fire and Police Departments are authorized to order the extinguishment of that recreational fire.

For additional fire pit safety tips, visit the U.S. Fire Administration's website at [usfa.fema.gov](http://usfa.fema.gov).



## WELCOME PALATINE POLICE CANINE OFFICER HONDO!

The Palatine Police Department welcomed a furry new member to the police force in the fall of 2016.



K-9 "Hondo" is the fifth canine officer to serve the Village of Palatine, and is paired with Officer Kevin Case. The canine officer is a 2-year-old male German Shepherd. Officer Case and Hondo attended an intensive 6-week training course in Elkhart, Indiana, and the dog is certified through the North American Police Work Dog Association (NAPWDA) in narcotics detection, tracking of suspects and lost persons, building/area/article searches, and aggression control. K-9 Hondo lives at home with Officer Case and his family. He loves his tennis ball (a

lot) and will spin around quickly in excitement when he knows he will be allowed to search a building or track a scent!



## SIDEWALK IMPROVEMENT PROGRAMS


The Village annually partners with Palatine homeowners to improve sidewalks.

The **50/50 Sidewalk Program** addresses sidewalks that are uneven, severely cracked, or deteriorated, and meet specific safety standards to qualify for replacement. In 2017, the homeowner's cost will be approximately \$75 for a typical sidewalk square. Applications are accepted on a first come, first served basis.

The annual **Hazardous Sidewalk Program** is designed to identify and eliminate the worst tripping hazards at no cost to homeowners. The target areas this year are from Hicks Road east to Rohlwing Road, and from Carpenter Drive north to Dundee and Rand Roads.

## Q & A: GETTING PULLED OVER BY THE POLICE

Have you ever been pulled over for a traffic violation and wondered why the Police Officer directed you to a parking lot, or insisted that you remain in your car? Traffic stops are one of the most frequent, and potentially dangerous, situations that an Officer faces on a daily basis. In order to protect both the Officer and the person who is pulled over, members of the Palatine Police Department are trained to handle traffic stops in the safest possible manner. This may include standing in a position that allows him or her to see the entire front seat of the vehicle, placing a spotlight on the driver, and keeping everyone inside the vehicle.



*Some questions commonly asked by Palatine residents are answered below:*

**Why did the Officer stand behind my driver door so that I had to turn around to see him?**

Officers stand behind the driver side door for their own safety. From this position, they can see the whole interior of the vehicle and the glove compartment. This position allows the Officer to act quickly if a weapon is observed in the vehicle. They may change their position to the front of your door after they determine it is safe to do so.

**Why did the Officer use a bright spotlight on my traffic stop?**

The use of a spotlight is meant to improve an Officer's visibility into your vehicle, thus increasing their safety. The spotlight allows Officers to light up a vehicle in darkness, therefore increasing his or her awareness of everyone in the car. The bright light also aids them in observing weapons or other contraband inside a vehicle.

**After being pulled over, why did the Officer ask me to get back into my car?**

When an Officer asks you to return to your vehicle, it is for your safety as well as theirs. He or she may be concerned you could be struck by a passing vehicle. Whenever you are pulled over during a traffic stop, please remain in your vehicle and allow the Officer to approach you and provide you with direction.

**Why did it take so long for the Officer to write me a ticket?**

When an Officer returns to their vehicle with your driver's license, he or she runs your name through a computer to determine that your license is valid, and checks to see if you are wanted for a crime. Once the Officer completes their review, they will then write your citation.

**Why did the Officer ask me to place my hands on the steering wheel?**

When an Officer approaches your vehicle, they are looking for your hands. This is for the Officer's safety. If they cannot see your hands, he or she must be prepared for the possibility that you have a weapon. The Officer will request that you place your hands in their view and that you keep them visible for the duration of the traffic stop. If you need to access your glove compartment or another area of the car, please inform the Officer of your intended actions before you move.

**Why did the Officer direct me onto a side street? I thought I was supposed to just pull over to the right.**

Police Officers get injured and killed in the line of duty, and the majority of these incidents result during traffic-related issues. Most traffic stops in Palatine take place on major roadways because that is where the highest volume of traffic occurs. Due to this volume, it is a major hazard for Officers to be standing in the middle of a busy highway or roadway. Drivers get distracted when they see the red and blue lights; pulling into a parking lot or side street not only protects the Officer standing outside of the vehicle, but it also protects the driver that was pulled over.

## VILLAGE OF PALATINE EMERGENCY OPERATIONS CENTER

The Village of Palatine's Emergency Operations Center (EOC) was recently updated as part of the Village Hall renovation project. The update consists of the operations center, communications room, and several breakout rooms. During Village Hall's initial design phase, the Village of Palatine received a grant from the Federal Emergency Management Agency (FEMA) to add technology improvements to the EOC. Those improvements include video conferencing, interactive whiteboards, monitors, central control center, and communications equipment.

An EOC is a central command and control facility responsible for managing emergency preparedness, protection, mitigation, response and recovery activities at a strategic level during a disaster or large incident. One of the common functions of an EOC is to collect and analyze data and make decisions that protect life and property within the Village of Palatine, and to assist first responders and other agencies in the field during an event.

The most important component of an EOC is the staff assigned to be there during the event. All personnel involved in the management of the center have continuous training to prepare for a disaster. The organization of an EOC consists of five divisions, including management, operations, planning, logistics, and finance.

For additional information, visit Palatine Emergency Management at [www.palatine.il.us/pema](http://www.palatine.il.us/pema).

## TAKE ADVANTAGE OF THE 50/50 TREE PROGRAM

One of the best things residents can do for the local environment is to plant a tree in their neighborhood. Residents can partner with the Village to add deciduous trees to public parkways by sharing equally in the cost, which includes the tree purchase, installation, and a one-year guarantee with a one-time replacement, if necessary. Standard-sized trees and varieties suitable to be planted underneath power lines are available.

The Village Arborist reviews and approves all planting locations. Trees must be ordered by Friday, April 21 for spring planting. Residents can download an order form by visiting [palatine.il.us](http://palatine.il.us), search: "tree replacement". Order forms can be mailed to the Public Works Department at 148 W. Illinois Avenue, Palatine, Illinois, 60067 or faxed to **847-358-4242**.

Parkway trees removed by the Village will be replaced at no cost to the homeowner. For more information, call Public Works at **847-705-5200**.



## VILLAGE CLERK PROCESSES PASSPORT APPLICATIONS MONDAY-FRIDAY

The Village Clerk's Office is pleased to announce expanded hours to process passport applications, Monday through Friday between 9:00 a.m. and 4:00 p.m. (excluding holidays). Passports are processed on the second floor of Village Hall. For detailed information on what is required to process passport applications, applicable fees and more, please visit [palatine.il.us](http://palatine.il.us), search: "passport service" or call the Village Clerk's Office at **847-359-9051**.

## 2017 STREET RESURFACING SECTIONS

Street Name	From	To
ALVA STREET	COOLIDGE AVENUE	MAPLE AVENUE
AUSTIN LANE	BRISTOL COURT	CHATHAM DRIVE
BRISTOL COURT	WHYTECLIFF ROAD	CUL-DE-SAC
CAROLYN DRIVE	MIDDLETON AVENUE	CUL-DE-SAC (EAST)
CARPENTER DRIVE	ROHLWING ROAD	CLARK DRIVE
COUNTRY CLUB COURT	PEPPER TREE DRIVE (NORTH)	PEPPER TREE DRIVE (SOUTH)
CROOKED WILLOW LANE	WILLOW WALK DRIVE	WHITE WILLOW BAY
DELGADO DRIVE	HOME AVENUE	KNOX STREET
DELGADO DRIVE	KNOX STREET	ELMWOOD AVENUE
DELGADO DRIVE	ELMWOOD DRIVE	SPRINGWOOD DRIVE
GARDEN COURT	GARDEN AVENUE	CUL-DE-SAC
GULL COURT	MALLARD DRIVE	CUL-DE-SAC
HALE STREET	WASHINGTON STREET	HELEN ROAD
KELLY ANN DRIVE	QUENTIN ROAD	CUL-DE-SAC (WEST)
MALLARD COURT	MALLARD DRIVE	CUL-DE-SAC
MAPLE AVENUE	ALVA STREET	COLFAX STREET
PEPPER TREE DRIVE	DUNDEE ROAD	GARDEN AVENUE
PEREGRINE COURT	PEREGRINE DRIVE	CUL-DE-SAC
SHERMAN STREET	BENTON STREET	OAK STREET
SPRINGWOOD DRIVE	LENOX LANE	DELGADO DRIVE
SUTHERLAND COURT	CARPENTER DRIVE	CUL-DE-SAC
TERN DRIVE	DEAD END WEST	MALLARD DRIVE
THORNHILL LANE	HOME AVENUE	LARKSPUR LANE
WHIPPOORWILL LANE	PARTRIDGE DRIVE	PEREGRINE DRIVE
WHITE WILLOW BAY	ILLINOIS AVENUE	CUL-DE-SAC
WILLIAMS DRIVE	CLARK DRIVE	ANDERSON DRIVE
WILLIAMS DRIVE	ANDERSON DRIVE	PLATE DRIVE
WILLIAMS DRIVE	PLATE DRIVE	JANE ADDAMS DRIVE
WILLIAMS DRIVE	CARPENTER DRIVE	JANE ADDAMS DRIVE
WILLOW WALK DRIVE	ILLINOIS AVENUE	CROOKED WILLOW LANE
WINSTON DRIVE	PALATINE ROAD	KENILWORTH AVENUE