

# VILLAGE *of* PALATINE

## VILLAGE WELCOMES DISTRICT 3 COUNCILMAN DOUG MYSLINSKI TO COUNCIL



Doug Myslinski is the new District 3 Council member on the Palatine Village Council after running in the April 7 election. Doug succeeds Matt Trembley who was appointed to replace Jim Clegg in December 2014.

Doug graduated from West Virginia University with a Bachelor of Science degree in Landscape Architecture. He currently works as a Senior Designer for an area golf course design company. His desire and passion to give back to the Palatine Community has resulted in him serving on the Board and acting President of the Pepper Tree Farms Homeowners Association from 2003 to 2008. Pepper Tree Farms consists of 237 homes, a pool and a lake that serves as detention. He is also very involved in coaching with PAFA football for 6 years (and managing the equipment for nearly 500 kids), 8 years of Palatine Youth Baseball/Softball, and 4 years of Palatine High School girls feeder basketball while also serving on the Board. This year he will assist coaching the PHS girls varsity golf team. Doug was named Volunteer of the Year in 2012 by the Palatine Park District for his efforts with PAFA. Doug was also appointed and served on the Palatine Plan Commission from 2010 until 2015.

Doug and his wife currently reside in Pepper Tree Farms with their two children.



## IN *this* ISSUE

911 Services .....	3
Upcoming Events .....	4
PEMA .....	5
Hotel & Motel Fire Safety ...	6
Flood Insurance Increases ...	7
Water Quality Report .....	8
Serving Our Community ..	10
Bicycle & Water Safety	
Tips .....	11
Police Education & Enforcement Programs .....	12

## AUTOMATED WATER METERS COMING TO PALATINE RESIDENCES

The Village Council recently approved a program to replace the 19,150 water meters within Palatine with new automated meters. Besides replacing the aged, existing meters, the new meters will use technology to measure water usage regularly and more accurately. The new system will allow the Village to provide customers with more details on their water usage.

Switching all meters will significantly enhance customer service, save on operational costs, and increase meter accuracy for more fair and equitable customer billing. The new meters will automatically transmit readings and eliminate the need to manually read each meter. This way, the Village can be more efficient and lower water system operating costs by preventing manual device reading errors and eliminating time-consuming manual meter reading. Additionally, by partnering with the Villages of Buffalo Grove and Glenview for infrastructure, contractors, and purchasing, the changeover saves on labor and material costs.

Between now and August of 2016, Palatine water customers will be contacted in order to

*continued on page 2*



Inside residential water meter



Outside MXU radio  
read transponder

# VILLAGE OF PALATINE

150 W. Wilson St.  
Palatine, IL 60067  
[www.palatine.il.us](http://www.palatine.il.us)  
[village@palatine.il.us](mailto:village@palatine.il.us)

VILLAGE HALL HOURS  
8 a.m. to 5 p.m.,  
Monday through Friday



## VILLAGE PHONE NUMBERS

Emergency ..... 911  
Village Hall ..... 358-7500  
TDD (Emergency) ..... 911  
TDD (Non-Emergency) ..... 359-9000  
Village Action Line ..... 705-5200  
Community Services ..... 359-9042  
Fire (Non-Emergency) ..... 202-6340  
Police (Non-Emergency) ..... 359-9000  
Public Works ..... 705-5200

### Mayor

Jim Schwantz ..... 359-9007  
[jschwantz@palatine.il.us](mailto:jschwantz@palatine.il.us)

### Village Clerk

Margaret R. Duer ..... 359-9051  
[mduer@palatine.il.us](mailto:mduer@palatine.il.us)

### District 1

Tim Millar ..... 894-0001  
[tmillar@palatine.il.us](mailto:tmillar@palatine.il.us)

### District 2

Scott Lamerand ..... 894-0002  
[slamerand@palatine.il.us](mailto:slamerand@palatine.il.us)

### District 3

Doug Myslinski ..... 894-0003  
[dmyslinski@palatine.il.us](mailto:dmyslinski@palatine.il.us)

### District 4

Greg Solberg ..... 894-0004  
[gsolberg@palatine.il.us](mailto:gsolberg@palatine.il.us)

### District 5

Kollin Kozlowski ..... 894-0005  
[kkozlowski@palatine.il.us](mailto:kkozlowski@palatine.il.us)

### District 6

Brad Helms ..... 894-0006  
[bhelms@palatine.il.us](mailto:bhelms@palatine.il.us)

### Village Manager

Reid Ottesen ..... 359-9031  
[rottesen@palatine.il.us](mailto:rottesen@palatine.il.us)

*All phone numbers are (847) area code unless otherwise noted.*

## VILLAGE HALL RENOVATION UPDATES

Interested in following along with the progress of our Village Hall renovation throughout the summer? You can do that by visiting <http://www.palatine.il.us/featured/villagehallrenovation.aspx>. We provide pictures that outline each phase of the project.

### Village of Palatine 2015/2016 Vehicle Stickers

#### PURCHASE ONLINE by June 30!

Log on to use this FREE service at [www.palatine.il.us](http://www.palatine.il.us) and click Vehicle/Animal License Online Purchase. Follow the instructions and your Vehicle Stickers and Animal Licenses will be mailed promptly. Vehicle Stickers and Animal Licenses may also be purchased by mail (only checks will be accepted).

Residents can pay in person at the Temporary Village Hall (150 W. Wilson Street) Monday through Friday from 8 a.m. – 5 p.m., but please be advised that there may be much longer wait times due to our temporary location. To avoid delay, please consider purchasing them online or by mail.

To avoid penalty or citations for the 2015-2016 year, stickers must be purchased and affixed to vehicles by June 30, 2015. The applicable late fees will be charged beginning July 1, 2015.

### New Water Meters

*(continued from page 1)*

set up an appointment to install a new water meter. The Village has awarded a contract to Siemens Industries to perform this meter modernization. Siemens' subcontracted installer will need access to each home and business in Palatine to replace the existing meter. Siemens will work with each household to arrange appointments to complete this task.

Details of the water meter project can be found on the Village website at [www.palatine.il.us/watermeters](http://www.palatine.il.us/watermeters).

### PalatinE-News

Sign up to receive the latest  
information on community  
events, news and alerts!



# 911 LOCATION SERVICES

## HOW EMERGENCY RESPONDERS CAN LOCATE YOU

The number of 911 calls placed by people using cellular phones has significantly increased in recent years. It is now estimated that 70% of 911 calls are placed from cellular phones; a number that is expected to grow as fewer people maintain landline phones and more use cellular phones.

Currently, there are two ways cellular information is received by emergency dispatch centers, such as Northwest Central Dispatch, and it generally depends on your cell carrier: Phase I & Phase II technology.

### Phase I Technology

Phase I Enhanced 911 (E911) rules require wireless service providers to provide the dispatch center with the telephone number of the originator of a wireless 911 call and the location of the cell tower site transmitting the call. The emergency dispatcher will only see the cell phone number and the address of the cellular tower that is transmitting the call so it is very important to provide the actual location (address preferred) of the emergency so they can send emergency responders.

### Phase II Technology

Phase II E911 rules require wireless service providers to provide more precise location information to the 911 center within 30 seconds of the call being received; specifically, the latitude and longitude of the caller themselves, not just the cell tower. This location information must be accurate (within 50 meters 67% of the time and 150

meters 90% of the time) depending upon the type of location technology the wireless service provider is using. Most cell calls are received in a phase II state then Phase II location can be obtained after 30 seconds. The dispatch center can use this phase II location to see more closely on a map where the caller is located. Remember, location accuracy varies depending on technology and whether the caller is inside or outside. Callers will still need to provide their actual location. The fact that location services on your cell phone may be on or off does not have an effect on whether Phase II location information is delivered.

### New Indoor Location Technology

Regardless of whether the caller's cell phone provides Phase I or Phase II information, all wireless cell phones are mobile by nature and provide limited information to emergency dispatchers and their respective police officers, firefighters and paramedics... but things are going to change soon.

On January 29, 2015, the FCC adopted new rules to ensure that dispatch centers and emergency responders have the information they need to find indoor cellular 911 callers. These new rules are considered the "roadmap" for improving 911 location accuracy by requiring the cell carriers to provide the specific address all the way down to the floor, suite, apartment number, or other information needed to find the exact location of the caller. These are called "dispatchable locations"

and cellular carriers have two years to abide by the new FCC regulations of having to be able to transmit a caller's indoor location more precisely and at higher accuracy levels.



### What Do You Do Until Then?

It is important to remember that when making an emergency 911 call from a cell phone, the caller should tell the emergency dispatcher as much information as possible (i.e. street address, intersection, community, etc.) along with their cell phone number, so if the call gets disconnected, the emergency dispatcher can call back.

### Texting to 911

Also, just as a reminder, AT&T, Sprint, T-Mobile, and Verizon customers living in or traveling through the Northwest Central Dispatch System service area may be able to use their cell phones to send a text message to 911 for emergency help. Texts should include clear location information with the first message, along with the nature of the emergency. Always make a voice call to 911 if you can. If you cannot make a voice call, only then should you send a text.

*For more information, please visit the Northwest Central Dispatch System's website at [www.nwcads.org](http://www.nwcads.org).*

## PLANNING A BLOCK PARTY THIS SUMMER?


We can help you make it extra fun and safe! The Village encourages neighbors to enjoy the summer at organized block parties. The first step is to apply for a block party permit at least two weeks prior to the event. The permit allows neighbors to close off a designated street until 11 p.m. You can apply for a block party permit on our website by going to <http://www.palatine.il.us/events/blockparty.aspx>.

Block parties are the perfect opportunity for residents to take time to relax with their family and neighbors. It's a good way to meet new families on the block and learn what's going on within the neighborhood.

These events also encourage safety for homes and children as neighbors begin to look out for one another. It's helpful if neighbors (adults and kids) can spot a stranger on their street and know who to alert in the case of an emergency.

Police and Fire department personnel are usually available to attend the festivities to teach youngsters good safety habits.

*Want more information? Visit our website at <http://www.palatine.il.us> search: block party*



## UPCOMING SPECIAL EVENTS

### Summer Farmers' Market

**Saturdays, 7 a.m. to 1 p.m., Now through October 31**

Visit the Palatine Farmers' Market. Come see over 30 vendors located throughout the train station parking lot at Wood and Smith Streets. For updated information, visit <http://www.palatinesistercities.org>.



### St. Nectarios GreekFest

**Friday, June 26 through Sunday, June 28**

The popular event has celebrated Greek culture for more than 30 years. It features authentic Greek food, pastries, wine and beer. Along with the food, enjoy dancing, music, live performances, games, and drive-through Greek food. Admission is \$3 per person. However, Children 12 and under are FREE!



### Palatine Jaycees Hometown Fest

**Thursday, July 2 through Sunday, July 5**

Food, fun, fireworks and a parade. For more information, visit [www.palatinejaycees.org](http://www.palatinejaycees.org).



### Arts in the Park

**Saturday, July 18, 10 a.m. to 2 p.m.**

Enjoy arts and create works of art in Towne Square (Palatine Road and Smith Street). The event is free and open to all ages.

### Hometown Pride Awards

**Nominations due by July 24 and Judging on July 27.**

The 2015 Hometown Pride Award will honor residential and business properties in Palatine that exemplify beautiful landscaping and exceptional curb appeal. For more information and to download an entry form, visit [www.palatine.il.us](http://www.palatine.il.us). Search: hometown pride award.

### The Sweet Ride Chocolate Bicycle Tour

**Sunday, August 9, 8 a.m. to 12 p.m.**



The Sweet Ride takes bicyclists of all ages through the beautiful streets and bike trails of Palatine, stopping along the way at partnering local businesses and tasting chocolate treats. Profits will go to a local charity. For more information, visit [www.morkeschocolates.com](http://www.morkeschocolates.com).

### Family Movie Night

**Thursday, August 13, Dusk (approximately 8:15 p.m.)**

This free event at the Fred P. Hall Amphitheater will feature the movie, "Big Hero 6".



### Community Movie Night

**Sunday, August 16, 5 to 10:30 p.m.**

Family activities will begin at 5 p.m. followed by the movie at dusk (approximately 8:30 p.m.). Family friendly movie TBD. Pizza, pop & beer will be available to purchase at Lamplighter Inn Tavern & Grille. Seating is on Station Street. The movie will be projected onto the side of the BMO Harris Bank Building. For more information, visit [www.palatinechamber.com](http://www.palatinechamber.com).

### Downtown Street Fest

**Friday, August 28 to Sunday, August 30**

The Village of Palatine will sponsor its 16th annual Downtown Palatine Street Fest. For more information, visit [www.palatinestreetfest.com](http://www.palatinestreetfest.com).



### Scarecrows on Parade

**Scarecrow Skeleton Pick Up on August 24 and Judging on September 19**

Enter the 8th annual Scarecrow Decorating Contest as part of the 2015 Rotary Oktoberfest. ONLY 20 SCARECROWS ARE AVAILABLE! Reserve one today from Palatine Public Works, 705-5200! It's first come, first served.

### Oktoberfest

**Friday, September 18 to Sunday, September 20**

Celebrate Oktoberfest in downtown Palatine. Attendance is free and there will be great German food, beer, wine and entertainment. Oktoberfest is the principal fundraising event for the Rotary Club of Palatine to fund local charities and nonprofits. For more information, visit [www.palatinerotary.com](http://www.palatinerotary.com).



## DOCUMENT DESTRUCTION AND ELECTRONICS RECYCLING EVENTS



The Solid Waste Agency of Northern Cook County (SWANCC) will sponsor a number of Document Destruction and Electronics Recycling Events in surrounding communities through October 2015. For a schedule of the one-day drop-off events, including dates, times, and locations, please visit [www.swancc.org](http://www.swancc.org) or contact 724-9205. Please note that some one-day drop-off events may offer document destruction only or electronics recycling only or both, so check the schedule for event information.

There is no cost to attend a one-day drop-off event, and Palatine residents are eligible to participate in any of the scheduled events. IDs will be checked for verification of residency in a SWANCC member community. Materials from businesses, institutions, or schools will not be accepted. Do not bring household hazardous waste or other unlisted items. Do not drop-off documents or electronics other than during the scheduled dates and times.

Since 1999, over 6 million pounds of electronics have been collected by SWANCC for recycling. Since 2005,

1,383,840 pounds of paper have been shredded and recycled from SWANCC one-day events.

As residents drive up in their vehicles, workers will unload the paper documents into large carts. When full, the carts of paper are emptied into the truck's cross-shredding machine. At the end of the event, the shredded documents are transported to Groot's recycling facility in Elk Grove Village and baled before being recycled into new paper.

Typical documents to shred include medical forms, bank statements, personal files and retired tax forms. Staples and paper clips are acceptable, but binders should be removed. Residents will be limited to six file-size boxes or paper shopping bags per vehicle. Do not bring paper in plastic bags.

Effective January 1, 2012, the Electronics Products Recycling and Reuse Act (SB2313) bans televisions and computer monitors from going into Illinois landfills. Under this legislation, only the following materials will be accepted at the One-Day Drop-Off Electronics

Recycling Events: Answering machines, cable receivers, calculators, camcorders, cameras, CDs or DVDs, computer cables, computer monitors, computers (desktop, notebook, tablet), converter boxes, copy machines, fax machines, humidifiers, microwaves, mobile telephones, mice or keyboards, MP3 players, portable digital assistants (PDAs), postage machines, power tools or cords, printers (multi-function printers), satellite receiver, scanners, shredders, small home appliances (toasters, blenders, vacuum cleaners, mini refrigerators), stereo equipment, telephones, televisions, typewriters, video game consoles, video recorders/players, and zip drives.

If you are unable to attend a scheduled one-day drop-off event, you can find more information on permanent drop-off locations for electronics recycling at [www.swancc.org](http://www.swancc.org). You can also search SWANCC's website for the Green Pages Reuse and Recycling Directory, which includes additional options for electronic recycling.

Visit [swancc.org](http://swancc.org) or call 724-9205 for more information.



# PALATINE EMERGENCY MANAGEMENT AGENCY

## Palatine's Emergency Management History

Palatine has a long history with emergency management volunteers dating back to the 1960's when the Village formally established its first "Civil Defense" program. In 1986, this all-volunteer program was later renamed as the "Emergency Services and Disaster Agency" (ESDA). ESDA primarily consisted of amateur radio operators but still maintained a civil defense focus. As this group of volunteers grew and gained momentum, the program was again renamed and evolved into what it is today: "Palatine Emergency Management Agency" (PEMA).

Under then Palatine Mayor Rita Mullins, this group was managed by several Palatine Police and Fire Department administrative staff members. However, the ranks of volunteers continued to grow and ultimately lead to Palatine's first full-time Emergency Management Coordinator being hired.

## Volunteerism on the Rise

After the tragic events of September 11, 2001, there was a national surge in volunteerism and with the creation of the National Incident Management System (NIMS) combined with a large appropriation of federal funds, emergency management agencies began being formally recognized as experts in their specific field.

As this group continued to legitimize itself, PEMA became one of the few accredited emergency management agencies in Illinois. PEMA became eligible to receive federal grant funding through the Illinois Emergency Management Agency (IEMA) which continues to this day.

## PEMA Leadership

In December 2014, Ed Kemper was hired to fill the newly created position of part-time PEMA Volunteer Coordinator. PEMA currently has a roster of over 100 active volunteers and is subdivided into the following teams:

- Palatine Emergency Response Team (PERT)
- Fire Rehab Team (FRT)
- Palatine Medical Reserve Corps (PMRC)
- Disaster Animal Response Team (DART)
- Amateur Radio (ARES/RACES)

## Volunteer Emergency Disaster Training

PEMA is proud to announce its newly formed partnership with Harper College's Continuing Education program to offer the first Federal Emergency Management Agency (FEMA) accredited 20.5 hour Citizens Emergency Response Team (CERT) training class held in February/March 2015. A second class began in May and will go through June.

## Interested in Joining PEMA?

PEMA is always seeking energetic volunteers. If you are interested in joining PEMA, please contact Ed Kemper at 359-9056 or by emailing him at [ekemper@palatine.il.us](mailto:ekemper@palatine.il.us).



## FIRST RESPONDER FILE

### Every Second Counts.....

During most medical emergencies time is of the essence. The First Responder File program was designed to save precious time during an emergency by giving EMS crews instant access to your medical history, medications and other potentially life-saving information.

#### Step 1

Gather your medical history, medications and allergy lists.

#### Step 2

Contact the Palatine Firefighters at [outreach@PalatineFirefighters.org](mailto:outreach@PalatineFirefighters.org) or call 202-6340.

#### Step 3

Place the completed First Responder File and other relevant materials in the file and place it in a conspicuous place for quick access by Paramedics or Firefighters.

#### Step 4

Keep a duplicate copy so the information can be brought with you to the hospital.

## NEW BUSINESSES

### Sports/Recreation

**Dream Big Athletics LLC**  
713 S. Vermont St.  
Palatine, IL 60067  
713-303-7918

### Construction/Contractors

**Lagos Paving**  
1400 E. Northwest Hwy.  
Palatine, IL 60067  
418-6127

### Consulting

**HR Select Consultants Inc.**  
1224 W. Northwest Hwy.  
Palatine, IL 60067  
368-8900

### Restaurant/Grocery

**Boombalatty Flat**  
1506 W. Algonquin Rd.  
Palatine, IL 60067  
401-9719

**Dunkin Donuts**  
231 W. Northwest Hwy.  
Palatine, IL 60067  
221-8170

**Cook Cork & Fork**  
34 W. Palatine Rd.  
Palatine, IL 60067  
348-3356

**Kim Strattons Kitchen**  
800 E. Northwest Hwy. #50  
Palatine, IL 60074  
678-749-4728

**Sweet C's**  
10 N. Bothwell St.  
Palatine, IL 60067  
359-6377

### Advertising/Printing

**Murashu Printing Technology**  
1298 W. Northwest Hwy.  
Palatine, IL 60067  
818-0682

### Health Care

**Epic Urgent Care PC**  
770 E. Dundee Rd.  
Palatine, IL 60074  
852-6087

**Epic Family Care PC**  
770 E. Dundee Rd.  
Palatine, IL 60074  
852-6087

### Shopping/Specialty Retail

**MacWiggle**  
1280 W. Northwest Hwy.  
Palatine, IL 60067  
312-690-6245

**Metro PCS**  
444 E. Dundee Rd.  
Palatine, IL 60067  
773-823-9295

*\*(847) area code unless otherwise noted  
(continued on Page 6)*

# HOTEL AND MOTEL FIRE SAFETY - COULD YOU SURVIVE A FIRE?

## NEW BUSINESSES

### Salons/Spas

**Sahara Sun Tanning**  
2383 N. Hicks Rd.  
Palatine, IL 60067  
359-2323

**Tropical Tan Palatine**  
847 N. Quentin Rd.  
Palatine, IL 60067  
485-8866

**Yu's Spa**  
513 E. Dundee Rd.  
Palatine, IL 60074  
202-8000

### Limo/Taxi

**Star Way Lines Inc.**  
300 S. Hicks Rd.  
Palatine, IL 60067  
754-7007

## NEW ADDRESSES

### Consulting

**Horizon Technology Partners**  
1302 W. Northwest Hwy.  
Palatine, IL 60067  
202-3242

### Arts/Culture/Entertainment

**Blue Whiskey Independent Film**  
117 E. Palatine Rd. #210  
Palatine, IL 60067  
224-836-4095

### Shopping/Specialty

**Dressbarn**  
637 E. Dundee Rd.  
Palatine, IL 60074  
202-8370

**Wolf Cabinetry and Granite**  
1703 N. Rand Rd.  
Palatine, IL 60074  
358-9922

### Contractors

**All Family Plumbing & Remodeling**  
305 N. Eric Dr., F  
Palatine, IL 60067  
963-6900

### Salons/Spas

**Ross Salon & Blow Dry Bar**  
1128 W. Northwest Hwy.  
Palatine, IL 60067  
358-7820

*\* (847) area code unless otherwise noted*

With the vacation season quickly approaching, there are several things to consider while staying in hotels and motels. Newer building construction and automatic fire protection and detection equipment make the odds of a fire becoming large quite slim. However, accidents happen and systems fail. You must be prepared to make good decisions quickly and under frightening circumstances.

The following tips will increase your chance of surviving a fire:

### Learn the fire safety features of your building

Upon your arrival, read the fire safety and escape information provided in your room. This will show the different routes to the exits in addition to the locations of fire extinguishers and fire alarm boxes. Typically this information is posted on the back of a door. If you don't find any information, call the front desk. If someone in your party is unable to exit using the stairs, ask about getting a room on the first floor.

### Be familiar with your surroundings

Find the closest exits from your room; they should be clearly marked. It is a good idea to count the number of doors between your room and those exits. This will allow you to find them in the dark. If you see the doors blocked, notify the front desk immediately. Be aware that in some stairwells the next exit may be at ground level.

### Keep your room key nearby

If you leave your room, bring your key along. Room doors will close and lock behind you.

### If a fire starts in your room

Get out, activate the fire alarm by using the pull stations located at the exits, leave the building, and notify the fire department by calling 911.

### If the fire alarm sounds

If you hear the fire alarm sounding, assume there is a fire and exit the building using the stairwells you located earlier. Thinking the alarm is false could be a deadly mistake.

### Do not use an elevator

Most elevators are recalled to the first floor when the fire alarm sounds. Waiting for them will cost you precious time. If you do come across an elevator that works during an alarm, the elevator may malfunction and take the car right to where the fire is located.

### Feel the door before opening it

Exiting a building during a fire may take you

through several closed doors. Before opening any door you should feel them first. A door that feels warm to the touch is not safe to open. If the door feels cool, peek into the hallway to check for smoke or fire before proceeding.

### If you cannot exit

If you cannot get outside, the next safest place to be is inside your room. Be prepared to "defend in place".

### Don't jump

Jumping from higher than the second floor will cause serious injury or death.

### If you encounter smoke

Smoke contains heated, dangerous gasses that will rise. If you need to exit through areas with smoke, you should crawl. The air near the floor will be cooler, fresher, and clearer.

### Have a meeting place

If you have to exit, you may be split up from people you are with. If you have a pre-determined meeting spot, everyone can meet there and be accounted for. This spot should be away from the building, any firefighters, and any debris that may fall.

### Prevention is best

Don't smoke in bed. Most fatal fires occur as the result of careless use of smoking materials. Unplug any irons, hair dryers or curling irons after use.

### If you are trapped...

- Stay calm.
- Close as many doors between you and the fire as possible.
- Call 911 and tell them your unit number and that you are trapped by smoke or fire, even if the fire department is already there.
- If you can open a window, hang a sheet or other similar object out the window. This serves as a visual indicator to the fire department that assistance is needed there immediately.
- If smoke is seeping through the cracks in your door, place duct tape, wet towels, or blankets around the openings. Turn off any fans or air conditioners.
- Wait by the window for fresh air and assistance.



*(continued on page 7)*

# WHY HOMEOWNERS WILL SEE AN INCREASE IN THEIR FLOOD INSURANCE PREMIUM

In July of 2012, the Biggert-Waters Flood Insurance Reform Act was signed into law. This Act was an effort to balance the National Flood Insurance Program (NFIP) budget, estimated then at \$25 billion in debt, by either immediately eliminating or phasing out over four years, subsidies for some flood insurance policies. Premiums would eventually be based on the actual risk to the property. Subsidized rates had historically been given for floodplain properties that were built before floodplain regulation went into effect.

On February 20, 1973, the first Flood Insurance Rate Map (FIRM) for Palatine was issued. Almost all of the homes in Palatine that are located in the floodplain were constructed prior to this date. These premium changes initially went into effect October 1, 2013. Once the full impact of the rate increases were realized, especially by those property owners most affected, Congress in early 2014 passed the Homeowners Flood Insurance Reform Act that slowed some of the rate increases that the original Act required. However, certain changes that affect flood insurance premiums have gone into effect on April 1, 2015. The majority of flood insurance policies in Palatine are for properties outside of the Special Flood Hazard Area (SFHA). These are known as Preferred Risk Policies (PRP). Starting in April, PRP's began contributing to a reserve fund for the NFIP at a rate of 10 percent as a percentage of the premium. The percentage for policies for properties within the designated flood hazard area is 15 percent. The subsidies mentioned previously have also begun being phased out. They will continue to be phased out until the premium reaches its full-risk rate. Additionally, the HFIAA established a surcharge on all policies. The surcharge is a flat fee and is \$25 for primary residential units and \$250 when it is a non-primary residential unit such as a rental home. HFIAA does limit the total annual increase for primary residences to no more than 18% of the premium. Another significant change that came about in April was a revision to the deductible amount providing a new maximum deductible option of \$10,000. Homeowners will see these changes when their policy is up for renewal. For further information on these and other impacts of the HFIAA, go to [www.nfipiservice.com](http://www.nfipiservice.com). The good news is that since 1993 the Village of Palatine has been participating in the Community Rating System (CRS) Program and currently has a rating of 7. This means that any homeowner in the Village of Palatine who must carry flood insurance because their home is located in a flood hazard area receives a 15% reduction in their flood insurance premiums. Those homeowners outside of a flood hazard area and choose to carry flood insurance will receive a 5% reduction on top of the reduction already offered them because theirs is a reduced risk policy.

*(continued on page 9)*

## Hotel and Motel Fire Safety - Could You Survive a Fire?

*(continued from page 6)*

- If you open a window and smoke rushes in, immediately close it.
- Be patient. Firefighting crews will check all units in the building. Depending on the size of the building, that could take some time.

### **For future hotel stays**

When making your reservation, ask if the facility has a sprinkler system and automatic fire alarm system. If not, choose another building. If someone in your party has special needs, see about getting a room on the first floor.

- Make up a travel fire safety kit. Some items to include in it are:
- A flashlight - in case the building loses power, you will need this to see your way out.
- A roll of duct tape - you can use this to seal the cracks around the door if smoke starts seeping in.
- A portable smoke alarm that can be useful if the room is not equipped with one. Although a minimum number of rooms shall be provided with special smoke alarms for the hearing impaired. If a member of your party is hearing impaired, it is suggested that you have one of the special smoke alarms with you so you're not limited to certain rooms.

**For additional fire safety tips for you, your home or for fire escape planning go to FEMA's website at [www.usfa.fema.gov](http://www.usfa.fema.gov).**

## Very Important Papers (VIP) Program

A little planning ahead of time can save hours and perhaps days of aggravation when you need access to important personal information and documents in times of an emergency or disaster. The Palatine Emergency Management Agency (PEMA) encourages you to collect all of your important documents and scan them directly onto a thumb drive or similar device that can be easily accessed when you do need them. The VIP program is offered in conjunction with the First Responder File program and can be a real "life saver". Contact the Palatine Firefighters at [outreach@PalatineFirefighters.org](mailto:outreach@PalatineFirefighters.org) or call 202-6340.





## VILLAGE WATER QUALITY REPORT FOR CONSUMERS AVAILABLE ONLINE



Each year the Village of Palatine provides its customers with an Annual Water Quality Report (Consumer Confidence Report) to let them know how Village water quality compares to established Federal and State drinking water standards. The Village encourages residents to review this report as it provides details about the source and the quality of the drinking water delivered to the community in 2014. In an effort to be more environmentally responsible, these reports will no longer be printed, but are available online. To view the 2014 Consumer Confidence Report, please visit <http://www.palatine.il.us/assets/1/documents/2014CCR.pdf>

Residents who wish to have a paper copy may print one directly from the Village website or request a printed version from the Department of Public Works at 705-5200.

**ATTENTION LANDLORDS, BUSINESSES, SCHOOLS AND OTHER GROUPS:** Please share this information with tenants, students and other water users at your location who are not billed customers.

### Obstruction Free Sidewalks

The Department of Public Works will inspect any tree limbs or brushes that may hinder the safe passage of pedestrians along Palatine sidewalks as part of the normal trimming efforts this summer.

Residents are encouraged to check their trees and to remove any low hanging limbs or branches which infringe within a 7 foot vertical height above the sidewalk. If property owners do not maintain clearance on their sidewalk, Public Works may trim or remove the branches at the property line. Proper pruning cuts may not be made or look aesthetically appealing, so we encourage residents to keep the walkways clear for pedestrian traffic.

*Please call the Department of Public Works at 705-5200 to report any low hanging branches or bushes which overhang the sidewalk. Please call Public Works Department, 705-5200, to report any low lying branches or bushes which overhang the sidewalk.*

## HOW CAN I HELP BE A SOLUTION TO STORMWATER POLLUTION?

Few of us give much thought to the thousands of catch basins (drains) located throughout the Village. They drain our roadways, driveways, yards, and parking areas to downstream pipes and ditches, and discharge untreated water into our streams and rivers. This untreated stormwater carries with it garbage, silt, sand, oils, fertilizers, soaps, and other debris and chemicals.

To reduce the amount of pollutants entering local water bodies, Federal and State regulations under the National Pollutant Discharge Elimination System (NPDES) require that municipalities who operate surface water drainage systems educate the public on the effects of stormwater discharge to the environment.

To help reduce pollution within our streams and rivers, the



Village is asking the public to consider the following:

- Remember that only rain should go down the storm drain. DO NOT pour ANYTHING in storm sewer drains.
- Reduce or eliminate pesticide and fertilizer use.
- Sweep up your grass clippings, litter, animal waste, and other organic matter to avoid them from washing down the storm drains.
- Clean up any automotive fluid leaks and spills – DO NOT wash them into drains.
- Report non-stormwater discharges to the Village.

**For more information, visit [www.epa.gov/npdes/stormwater](http://www.epa.gov/npdes/stormwater) or [www.epa.gov/nps](http://www.epa.gov/nps)**

**To learn more or report possible illegal discharges to the storm drain system, call the Department of Public Works at 705-5200.**

## PLANNING A GARAGE SALE?

Spring cleaning often gets us thinking about having a garage sale. It's a great way to clean out the closets, make a few dollars and even meet your neighbors.

Remember that garage sales are limited to not more than 12 hours per day for a maximum of three consecutive days. Village Ordinance also limits each residence to a maximum of three garage sales per year. No permit is required.



## Flood Insurance Increase

(continued from page 7)

Regarding the decision as to whether a property has to carry flood insurance, by law it is only the lender that can make this determination. Lenders often rely on third-party vendors for flood zone determination provided that the vendor guarantees the accuracy of their determination. The Village is not a third-party vendor and cannot assume the lender's responsibility. However, the Village can provide a homeowner with some assistance when there is a disagreement as to whether a property has been incorrectly determined to be in a SFHA. The following processes are available to property owners to resolve a flood zone dispute.

**Talk to the lender** – The first step should always be to talk to the lender and demonstrate that the building is not in the SFHA. The Village can help by supplying a copy of the FIRM showing the building's location. If the lender's decision is based on information from a flood zone determination company, the property owner can ask the lender to request a manual determination. Often determinations are made by a computer so a manual determination may result in a different finding.

**Letter of Map Amendment – Out as Shown (LOMA -OAS)** – Occasionally, a parcel or a building may be incorrectly determined to be located within a SFHA because of imprecise map delineations. A property owner may submit property and elevation materials to FEMA

in support of a request for a LOMA. Where the FIRM is based on an aerial photograph as they are for Palatine, and the building is clearly shown as outside the SFHA, this can be a relatively simple approach.

**Letter of Determination Review (LODR)** – This process is meant to be used to determine whether the FIRM was read correctly. The borrower and lender can jointly submit a request to FEMA within 45-days after the borrower is notified that flood insurance is required. Within 45-days after receiving a complete packet of supporting documentation, FEMA will issue a written determination (LODR), indicating its concurrence or disagreement with the original determination.

**Letter of Map Amendment (LOMA)** – Sometimes the flood map will show a building as clearly being within a SFHA, even though it is on ground that is above the base flood elevation as the FIRMs may not reflect every rise in terrain. A property owner may submit property and elevation materials to FEMA in support of a request for a LOMA to remove the property from the SFHA.

*More details about these processes can be found at [www.fema.gov/letter-map-amendment-letter-map-revision-based-fill-process](http://www.fema.gov/letter-map-amendment-letter-map-revision-based-fill-process) or contact the Village Engineering Department at 359-9044.*

## NEW “DO NOT RESUSCITATE” FORM

In January 2015, the Illinois Department of Public Health (IDPH) released new guidelines regarding the traditional “Do Not Resuscitate (DNR)” form that medical personnel use to honor one's wishes with respect to life-sustaining treatment in the event of cardiac or respiratory arrest. The new form now meets the National Practitioner Orders for Life-Sustaining Treatment (POLST) standards and allows one to be more specific with his/her wishes. The form is completely voluntary and is intended for those patients who cannot communicate their wishes and for whom death within one year would not be unexpected.

Palatine Fire personnel are trained to review these forms. Always have them available; without them we must act.

The form includes three Primary Medical Orders Sections:

**A. Cardiopulmonary Resuscitation (CPR)**

- Attempt CPR
- Do Not Attempt CPR
- Do Not Resuscitate

**B. Medical Interventions**

- Full Treatment
- Selective Treatment
- Comfort Focused Treatment

**C. Medically Administered Nutrition**

- Long Term
- Trial Period
- None

The following information is required to make the form valid:

- Patient Name
- Resuscitation Orders (Section A)
- Three Signatures
- Patient or Legal Representative Signature

- Witness Signature
- Practitioner Signature, Name, and Date
- All Other Information is Optional

Older versions of valid forms do not expire. A newer form, however, will void all older forms. The completed form should always travel with the patient and be displayed in a conspicuous location clearly visible to medical personnel. Medical personnel will work with the form that is presented as truthful. *The form can be found at <http://www.idph.state.il.us/public/books/dnrform.pdf>.*

*Specific questions should be discussed with your family and physician.*

## VILLAGE CODE AMENDED TO CLARIFY WHO MAINTAINS DRIVEWAY CULVERTS

Village Council recently approved an amendment to Chapter 16 of the Municipal Code making it clear that a property owner is responsible to maintain or replace their driveway culvert if necessary. Though it had always been the policy that a property owner is responsible for the maintenance of their driveway culvert, the wording of the ordinance only addressed that they were responsible for the installation. It is not the intention of the Village to now go after property owners that currently have a non-functioning or poorly maintained culvert. The new ordinance states that in the event that excess stormwater runoff is diverted onto a public street or sidewalk or the proper flow within a drainage ditch is being obstructed due to the condition of the culvert, the property owner shall correct the situation. Finally if the driveway is being replaced the driveway culvert will need to be brought into compliance. The full text of this ordinance can be seen in Section 16-63 Chapter 16 of the Code of Ordinances which is available on the Village's website.

## SERVING OUR COUNTRY IN OUR COMMUNITY...

If you'd like to join a team of professional, dedicated, and innovative individuals who value serving our community, the Palatine Police Department is seeking Police Officer applicants. If you possess a high level of integrity, treat others with respect, have excellent communication skills, and are in good physical condition, you may be a perfect fit for this rewarding career. No prior law enforcement experience is necessary, and if hired, all on-the-job training and equipment will be provided at no cost. In addition, a competitive benefits package is available to new employees, which includes health and dental insurance options, as well as paid vacation and sick leave. New police officer applicants must be between 21-34 years old and possess a 4-year college degree, which may be in any major/field of study. The Palatine Police Department strives for diversity and strongly encourages women and minorities to apply. For more details, visit the Village of Palatine website and click on the Employment tab. Application packets may be obtained online at [www.palatine.il.us](http://www.palatine.il.us) or picked up at the Palatine Police Headquarters. Should you have any other questions, please call 359-9010, or email Denise Prehm at [dprehm@palatine.il.us](mailto:dprehm@palatine.il.us).

The application and hiring time line is as follows:

**June 12th – Deadline to submit completed application packets**

**June 20th – Written exam and physical ability tests**

**June 22nd – 25th – Oral board interviews**

**June 26th - July 3rd – Polygraphs, psychological and medical examinations**

**July 6th – Police training academy class begins**

The Palatine Police Department serves our community through the "Neighborhood Based Policing" philosophy. In doing so, the Village is organized into seven different neighborhood beats where a Sergeant oversees a team of Officers assigned to patrol these beats. This allows for proactive problem-solving efforts as officers become familiar with the citizens and specific issues within their geographical beat. In addition to Patrol, the Department has many specialty positions and advanced training opportunities. These include assignments such as Crime Scene Investigators, Canine Officer Teams, Traffic Enforcement, Bicycle Officers, Crime Prevention Officers, School Resource Officers, Detectives, and Gang Crimes Specialists.

*Consider a career in serving our community and apply today!*

# **PALATINE POLICE**

**TO SERVE WITH PRIDE & DIGNITY**

## Bat Control!

Bats are among the most unique and fascinating of all animals. They are the only mammals that can fly. Bats use echolocation to find flying insects at night much like sonar helps ships locate objects underwater. They can eat up to 1,200 mosquitoes in one hour. Bats also have good night vision. They are not blind, as myth would have it.

Palatine residents are urged to contact 911 if they find a bat in their residence or business for removal. Either the animal control unit or an officer will come out, attempt to remove the bat, and send it out for rabies testing. Any bat suspected of having physical contact with a person should be captured and submitted for rabies testing. In most cases, the homeowner is unaware of how or when the bat got in. They also do not know if it landed on them while they slept, possibly biting or scratching them. If a bat bites or has physical contact with a person or animal, the wound or contact area should be washed immediately with soap and water. If the bat is released without testing, you may need to have the rabies treatment which can cost between \$5,000 and \$20,000. Residents are advised to always seek medical treatment if they feel they have been bitten or scratched.

Not all bats have the rabies virus, however. Since 2008, 40 bats have been sent in for testing and only one bat came back positive. Our most active year was in 2013 when the Village captured 15 bats.

Here are some easy steps to ensure your home stays safe from bats.

- 1. Locate Points of Entry:** Look for bat droppings (guano) on or below the entrance. Bat droppings have tiny bits of insect shells, so they're sparkly in the sunshine and crumbly in texture.
- 2. Prevent Re-Entry:** Once you have evacuated the bats, you'll need to keep them from getting back in by permanently sealing the openings with silicone caulking, caulk backing rod, hardware cloth, or heavy duty netting.
- 3. Use mothballs.** Put a cup of mothballs in the middle of a small square of cheesecloth (about 5"x5"/12.7 x 12.7 cm). Tie it to create a sack. Tie the sack to the area where the bats are nesting (while they're gone). The odor will discourage them from nesting there.

*As always, if you have any questions, you may contact our Animal Warden at 202-6627. Residents can also contact ABC Human Wildlife at 870-7175 for 24 -hour bat calls. For more information on rabies, please contact the Cook County Health Department or visit: [www.idh.state.il.us/health/infect/reportdis/rabies.htm](http://www.idh.state.il.us/health/infect/reportdis/rabies.htm)*





# WATCH FOR BICYCLISTS THIS SUMMER KNOW THE LAWS

Bicyclists have all the rights and responsibilities of other road users. Your actions affect the public's opinion of cyclists. For bicycling safety and to do your part to share the road, read and obey Illinois traffic laws.

## Lane Positioning

When riding on roadways and bicycle paths at less than normal traffic speed, ride as close as practicable and safe to the right-hand curb or edge of the roadway except:

1. When overtaking and passing another bicycle or vehicle proceeding in the same direction; or
2. When preparing for a left turn; or
3. When reasonably necessary to avoid fixed or moving objects, parked or moving vehicles, bicycles, motorized pedal cycles, pedestrians, animals, surface hazards, or substandard width lanes that make it unsafe to continue along the right-hand curb or edge. A "substandard width lane" means a lane that is too narrow for a bicycle and a vehicle to travel safely side by side within the lane.
4. When approaching a place where a right turn is authorized.
5. When riding on a one-way highway with two or more marked traffic lanes. Here, bicyclists may ride as near to the left-hand curb or edge of such roadway as practicable (625 ILCS 5/11-1505).

## Cars Passing Bikes

Riding two abreast is permitted as long as the normal and reasonable movement of traffic is not impeded. Riding more than two abreast is prohibited except on paths or parts of roadways set aside for the exclusive use of bicycles (625 ILCS 5/11-1505.1).

Leave three feet of space when passing a bicycle. It's the law!

## Parental Responsibility

Illinois State law states that a parent or guardian shall not knowingly permit a child to violate the laws governing bicycle use (625 ILCS 5/11-1501).

## Bicycle Safety

### Hand Signals

Signals shall be given from the left side as follows:

Left turn – hand and arm extended horizontally.

Right turn – hand and arm extended upward, except bicyclists may extend the right hand and arm horizontally and to the right side of the bicycle.

Stop or Decrease of Speed – hand and arm extended downward.

Signal not less than the last 100 feet before the turn, and while bicycle is stopped waiting to turn. Signals need not be given continuously if



the hand is needed in the control of operation of the bicycle (625 ILCS 5/11-806).

## Be Predictable

Use eye contact to communicate with drivers. Signal your intentions.

## Wear a Helmet

Your brain is worth protecting! Adjust for a level, snug fit.

1. Eyes – should see helmet edge when you look up.
2. Ears – straps should form a "Y" just under your ears.
3. Mouth – straps loose enough for a finger between buckle and jaw, but tight enough that the helmet pulls down on top of your head when you open your mouth wide.

## Scanning Behind

Become proficient at looking over your shoulder without swerving. Consider getting a rearview mirror. Checking traffic in back of you can help you blend better with the flow of traffic.

*How well do you know Illinois laws and safety techniques regarding car-bicycle interactions? BikeSafetyQuiz.com is an online resource to brush up on your skills.*

*Source: Illinois State Police*

# POOL AND WATER SAFETY TIPS

With summer gearing into full swing, many people are preparing for fun at swimming pools and lakes. Be aware, though, that drowning is the third leading cause of accidental death of children. Following some simple safety rules will make this a fun time, not one of tragedy.

A drowning can happen in seconds; often in the time it takes to answer a phone. In many cases, an adult is nearby. However, no one is able to watch a child every second of the day. Children under the age of six should wear a life vest anytime they are around water, even on a beach. For children, the plastic blow up water wings that go around the child's arms are NOT an approved personal flotation device and should not be relied upon as a child safety device. When purchasing a life vest, make sure the Coast Guard has approved it. If you only need a life vest occasionally, the Palatine Fire Department has a loaner program in conjunction with the BOAT/US Foundation that allows residents to check out a child-sized vest for up to 2 weeks. Call the Fire Department at 202-6340 for more information on this program.

Just because you are around a home or park district pool, hot tub or spa, you should not let your guard down about the danger of drowning. Items such as a life ring that can be thrown to the individual until help arrives should be nearby. Also good to have on hand is a long handled pole that can be extended the person so they can be pulled to the side of the pool. If you are able to rescue someone without the need to get into the water, you are always better off.

Some other safety tips:

Never leave children alone in or near the pool or spa, even for a moment.

Whenever infants or toddlers are in or around water, an adult – preferably who

knows how to swim and perform CPR - should be within arm's length of the child providing "touch supervision".

Install a fence at least 4 feet high around all four sides of the pool. The fence should not have openings or protrusions that a young child could use to get over, under, or through.

Make sure pool gates open out from the pool, and self-close and self-latch at a height children can't reach. Consider alarms on the gate to alert you when someone opens the gate. Consider surface wave or underwater alarms as an added layer of protection.

If the house serves as the fourth side of a fence surrounding a pool, install an alarm on the exit door to the yard and the pool. For additional protection, install window guards on windows facing the pool. Drowning victims have also used pet doors to gain access to pools. Keep all of your barriers and alarms in good repair with fresh batteries.

Keep rescue equipment (a shepherd's hook – a long pole with a hook on the end – and life preserver) and a portable telephone near the pool. Choose a shepherd's hook and other rescue equipment made of fiberglass or other materials that do not conduct electricity.

Large inflatable, above-ground pools have become increasingly popular for backyard use. Children may fall in if they lean against the soft side of an inflatable pool. Although such pools are often exempt from local pool fencing requirements, it is essential they be surrounded by an appropriate fence just as a permanent pool would be so that children cannot gain unsupervised access.

Finally, if a child ever goes missing, look for him or her in the pool or spa first.

*Source: American Academy of Pediatrics*



# PALATINE VILLAGE HALL WILL BE CLOSED

**Friday, July 3**  
In Observance of Fourth of July

**Monday, September 7**  
In Observance of Labor Day

Village of Palatine  
150 W. Wilson St.  
Palatine, IL 60067

PRSRT STD  
U.S. Postage  
PAID  
Palatine, IL  
Permit No. 2855

POSTAL CUSTOMER  
PALATINE, IL

The **Palatine Police Department** promotes safety through **Education** first, followed by **Enforcement**. Over the next four months, Palatine officers will use focused enforcement to address the following initiatives that address resident safety and quality of life issues in our community

- **What's all that NOISE???:** Sometimes simple quality of life issues can make one's blood boil! A loud muffler or the thump thump thump from your car stereo can really send someone over the edge, especially when they are sleeping with the windows open. Believe it or not, our Police Department receives plenty of these types of calls, especially during the summer. Be courteous, fix that muffler, and also remind "junior" that it's a violation if the music in the car can be heard from at least 75 feet away. Both of these violations carry fines from \$30 to \$120.
  - **Palatine Vehicle Sticker:** Like many communities, the Village of Palatine requires residents to purchase a village sticker/license for each motor vehicle they own. The 2015/2016 stickers go on sale May 1, 2015 and enforcement begins July 1. Get ahead of the long lines and purchase your village sticker early! That \$30 (standard passenger vehicle) sticker could eventually cost you \$80 if you wait too long (\$30 sticker + \$20 late fee after July 1, 2015 + \$30 citation from an officer).
  - **Graduated Driver License Program:** With the school year coming to a close, many students will be completing driver's education and getting their driver's license; exciting times for teens, but an unnerving time for parents. The State of Illinois' Graduated Driver's Licensing (GDL) law was passed in 2008 to help reduce the number of traffic related deaths of teenage drivers. Thankfully, it has already reduced the number of fatalities by 50 percent. The Palatine Police Department wants to remind teen drivers and their parents that we take teen driving seriously. If you fall under the GDL law, we'd like to make you aware of the law as outlined below. There may not be a second chance!
  - **Nighttime Driving Restrictions:** Drivers 16-17 years of age cannot legally drive Sundays through Thursdays between 10 p.m. and 6 a.m. and Fridays through Saturdays between 11 p.m. and 6 a.m.
  - **Occupant Restrictions:** For the first 12 months, or until the driver turns 18, the number of passengers is limited to one person under the age of 20 unless the passenger(s) is a sibling.
  - **Cell Phone Restrictions:** Cell phone use, including a hands free device, is prohibited for drivers under the age of 19, except in the case of an emergency.
- For more information about the GDL law, go to [www.cyberdriveillinois.com](http://www.cyberdriveillinois.com) to learn more.***
- **Common Parking Hazards:** Each year, the Palatine Police Department receives hundreds of parking complaints. Here are four of the most common violations officers will be focusing on this summer.
  - **Ord. # 7-63: Parking in a Posted Fire Lane**
  - **Ord. # 18-81-6: Parked within 20 feet of an Intersection**
  - **Ord. # 18-81-9: Parked within 5 feet of a Driveway**
  - **Ord. # 18-81-12: Blocking the Use of a Sidewalk (except between 10 p.m.-7 a.m.)**
- Take that extra minute to look where you parked your car and ask yourself, "Does my car prohibit a child from riding their bike on the sidewalk, does it block the view of others while backing out of their driveway, or prohibit an emergency vehicle access to a business?" Being proactive may keep you from receiving a \$30 ticket, but more importantly it may save a life. When it comes to safety, let's think of others too!







# HOMETOWN FEST

## 2015

JULY 2-5, 2015

Location: Community Park, located near the intersection of Palatine Road and Northwest Highway

Fireworks July 3 at dusk  
Parade July 4 at 11:00 a.m.

Craft Show & Vendor Expo July 4 and July 5 12pm - 6pm  
Family Day July 5 at 1:00 p.m.

Food, carnival and entertainment all days  
Visit [www.hometownfest.org](http://www.hometownfest.org) for the complete schedule

### THURSDAY, JULY 2

1 - 3 p.m. **Special Needs Carnival**  
5 - 11 p.m. **Festival Hours**  
5 - 11 p.m. **Food Sales**  
5 - 11 p.m. **Carnival**  
5 - 11 p.m. **Entertainment**  
5 - 10:45 p.m. **Beer, Wine & Spirits**  
(last call)

#### ENTERTAINMENT

Trance - 5 p.m.  
3AM - 6:30 p.m.  
7th Heaven - 9 p.m.




### FRIDAY, JULY 3

12 p.m. - Midnight **Festival Hours**  
12 - 11 p.m. **Food Sales**  
12 - 11 p.m. **Carnival**  
12 p.m. - Midnight **Entertainment**  
(approximately) 9 p.m. **Fireworks at Dusk**  
12 - 11:45 p.m. **Beer, Wine & Spirits**  
(last call)

#### ENTERTAINMENT

Hawthorne Effect - 12 p.m.  
Summer Son - 2:30 p.m.  
Seredity - 5 p.m.  
Bucket #6 - 7:30 p.m.  
Semple - 10 p.m.



### SATURDAY, JULY 4

9 - 10:30 a.m. **Parade lineup**  
11 a.m. **Parade Kickoff**  
12 p.m. - Midnight **Festival Hours**  
12 - 11 p.m. **Food Sales**  
12 - 11 p.m. **Carnival**  
12 p.m. - Midnight **Entertainment**  
12 - 11:45 p.m. **Beer, Wine & Spirits**  
(last call)  
12 - 6 p.m. **Expo and Craft Fair**  
1 - 5 p.m. **Bingo**  
2:30 p.m. **Bags Tournament**

#### ENTERTAINMENT

Battle of the Bands - 12 p.m.  
Suburban Cowboys - 2:30 p.m.  
Rumorhazit - 5 p.m.  
Libido Funk Circus - 7:30 p.m.  
Hairbangers Ball - 10 p.m.



### SUNDAY, JULY 5

12 - 10 p.m. **Festival Hours**  
12 - 10 p.m. **Food Sales**  
12 - 10 p.m. **Food Trucks**  
12 - 9 p.m. **Carnival**  
12:30 - 10 p.m. **Entertainment**  
12 - 9:45 p.m. **Beer, Wine & Spirits**  
(last call)  
12 - 6 p.m. **Expo and Craft Fair**  
1 - 3 p.m. **Family Day Activities**  
6 - 8 p.m. **Car Show**  
(Registration 3-6pm)

#### ENTERTAINMENT

Planet Groove - 12:30 p.m.  
RSVP Orchestra - 3 p.m.  
Hot Rocks - 5:30 p.m.  
ARRA - 8 p.m.



[www.hometownfest.org](http://www.hometownfest.org)  
[hometownfest@palatinejaycees.org](mailto:hometownfest@palatinejaycees.org)

\*\*ALL EVENT INFORMATION IS SUBJECT TO CHANGE\*\*





**August, 28 - 30, 2015**

### FESTIVAL HOURS

**Friday, August 28**

5 p.m. - Midnight

**Saturday, August 29**

11 a.m. - Midnight

**Sunday, August 30\***

11 a.m. - 6 p.m.

### KIDS ZONE HOURS

**Saturday, August 29\***

11 a.m. - 6 p.m.

**Sunday, August 30\***

11 a.m. - 5 p.m.

*\*Please note new hours*

# Friday, August 28

## Entertainment

Jack Higgins - 5 p.m.

Run Forrest Run - 6:30 p.m.

Rod Tuffcurls & the Bench Press - 8 p.m.

Sixteen Candles - 10 p.m.



## street fest partners



*\* Only sponsors confirmed by date of publication included*

**\*\*ALL EVENT INFORMATION IS SUBJECT TO CHANGE\*\***

# saturday, august 29

**Farmer's Market**  
(Palatine Train Station)

7 a.m.-1 p.m.



**Cyclefest**

9 a.m.

**Bingo**

12-4 p.m.



# sunday, august 30

**Feet Fest**

8:30 a.m.

**Sweet Pea Pet Parade** 12 p.m.  
(Registration begins at 10 a.m.)



11 a.m. - 12 p.m. **K-9 Demonstration**  
Towne Square

11 a.m. - 2 p.m. **Roving Magician**  
Towne Square

11 a.m. - 2 p.m. **Balloon Artist**  
Towne Square

11 a.m. - 6 p.m. **Kiddie Games**  
Street

12:30 - 1:30 p.m. **Mad Science**  
Gazebo

4 - 4:30 p.m. **Art Reach**  
Towne Square

5 - 5:30 p.m. **JP Woods Martial Arts**  
Street



11 a.m. - 5 p.m. **Kiddie Games**  
Street

12 - 3 p.m. **Face Painter**  
Towne Square

12 - 3 p.m. **Balloon Artist**  
Towne Square

12:30 - 1:30 p.m. **Traveling World of Reptiles**  
Gazebo

2:15 - 3:15 p.m. **Ben's Bubble Show**  
Gazebo



**Kids Zone**

## Entertainment

Justin & Jason Duo - 12 p.m.

Kevin Mileski Band - 1:30 p.m.

Cowboy Jukebox - 3:30 p.m.

97 Nine - 5:30 p.m.

Wedding Banned - 7:30 p.m.

Trippin' Billies - 10 p.m.



## Entertainment

Battle of Bands Winner - 11 a.m.

Triadd Band - 12 p.m.

Summer Son - 2:30 p.m.

Sean & Charlie - 4 p.m.



[www.palatinestreetfest.com](http://www.palatinestreetfest.com)  
Email: [streetfest@palatine.il.us](mailto:streetfest@palatine.il.us)







**St. Nectarios Greek Orthodox Church will host its annual GreekFest, June 26 – June 28.**

#### HOURS:

**Friday, June 26**  
4 p.m. to Midnight  
**Saturday, June 27**  
3 p.m. to Midnight  
**Sunday, June 28**  
Noon to 10 p.m.

The popular event has celebrated Greek culture for more than 30 years. It features authentic Greek food, pastries, wine and beer. Along with the food, enjoy dancing, music, live performances, games, and drive-through Greek food. Admission is \$3 per person. However, Children 12 and under are **FREE!**

### Nominate Properties for Beautiful Landscaping, Hometown Pride Awards

The 2015 Hometown Pride Awards will honor residential and business properties in Palatine that exemplify beautiful landscaping and exceptional curb appeal. In order to expedite the judging process, one 4"x 6" photograph (or digital photo) taken within the last 30 days must accompany the nomination form. Simply fill out the form, enclose a photograph (or attach a digital photo and nomination form via email), and return both to the Department of Public Works by Friday, July 24, 2015. Judging will take place on Monday, July 27. Judges are looking for "curb appeal," and will be considering **ONLY** the front of the property visible from the street. Criteria for judging includes: overall appearance, design, maintenance, color, and diversity. Winners will be notified by mail shortly thereafter.

For more information and to download an entry form, visit [www.palatine.il.us](http://www.palatine.il.us). Search: *hometown pride award*.



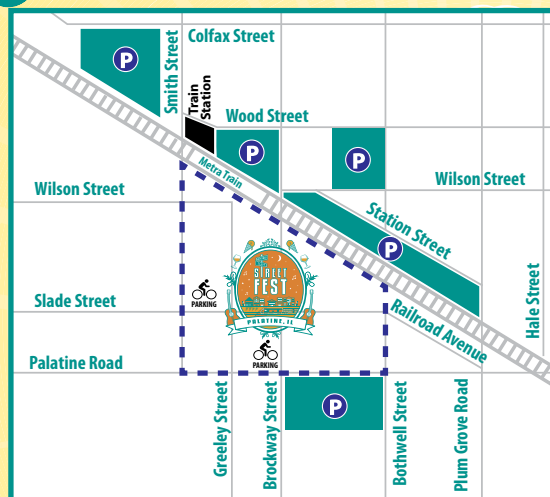
#### Festival Hours

**Friday, August 28**  
5 p.m. - Midnight  
**Saturday, August 29**  
11 a.m. - Midnight  
**Sunday, August 30**  
11 a.m. - 6 p.m.

#### Kids Zone Family Entertainment Hours

**Saturday, August 29**  
11 a.m. - 6 p.m.  
**Sunday, August 30**  
11 a.m. - 5 p.m.

## general information



#### Park Free ALL Weekend

Gateway Center Parking Deck at Smith and Colfax Streets.

Due to large crowds present during Street Fest weekend, pets are prohibited on Friday & Saturday all day. However, your pet is welcome on Sunday and invited to participate in Sunday's Pet Parade at noon.

# SCARECROWS ON PARADE

Enter the 8th annual Scarecrow Decorating Contest as part of the 2015 Rotary Oktoberfest. **ONLY 20 SCARECROWS ARE AVAILABLE!** Home Depot in Palatine will provide 20 scarecrow skeletons, so don't wait. Reserve one today from Department of Public Works, 705-5200! It's first come, first served.

*Any Palatine family, business, non-profit organization, school affiliate, sports affiliate, homeowners association, or ecumenical or civic group are invited to participate in this event.*

#### SCARECROW SKELETON PICK UP:

**Starts Monday, August 24, 2015**  
Public Works Facility  
148 W. Illinois Ave  
8 a.m. to 3 a.m.

#### JUDGING:

**Saturday, September 19, 2015**  
11 a.m. Scarecrow drop off  
(Brockway and Slade Street)  
12 p.m. judging

#### AWARD CEREMONY:

**12:30 p.m. in the Oktoberfest Main Tent**  
After the judging, all of the participating scarecrows will remain on display along the rail walk fence.

**SOUND LIKE FUN?  
YOU BET!**

Call the Department of Public Works at **705-5200** to say **"Count us in!"** and then make plans to decorate the winning scarecrow!

For more information, visit [www.palatine.il.us](http://www.palatine.il.us) and search: **scarecrows on parade**.