

SMOKE ALARMS



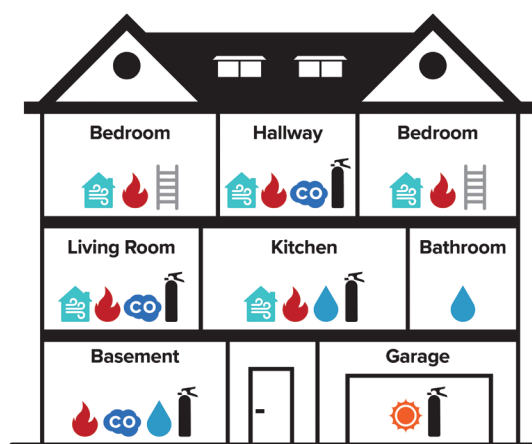
Three out of five home fire deaths take place in homes that did not have properly working smoke alarms.* This is mostly due to dead or missing batteries, or the device has never been replaced and is expired. A smoke alarm, like any home appliance, should be updated and maintained.

Take these steps to help protect your family:







- You need working **smoke alarms** or detectors on every level of your home (including basement), in hallways, and both inside and outside every sleeping area.
- **Interconnected alarms** provide whole-home alarm activation. When one alarm sounds, they all do. So, if one goes off upstairs, you'll hear it downstairs.
- **Test alarms weekly.** It's easy, you usually just press the test button on its face, but consult the manual if you don't know how or search online for your alarm's manufacturer.
- **Replace smoke alarms** every ten years.
- **When the alarms sound,** get outside and stay outside. Call 9-1-1 once you're out there.

How to help protect your home

For more information on fire safety and prevention, visit [Kidde.com](https://www.kidde.com) or [NFPA.org](https://www.nfpa.org).



HAZARD TYPES

-  Indoor Air Quality Monitor
-  Smoke Alarm
-  Carbon Monoxide Alarm
-  Water Leak + Freeze Detector
-  Heat Alarm
-  Fire Extinguisher
-  Escape Ladder



Learn more about Kidde's commitment to helping protect every moment for everyone at causeforalarm.org.

